

# UNIVERSITY RESEARCH DASHBOARD

FISCAL YEAR 2022

(July 1, 2021 - September 30, 2021)

10/10/2021

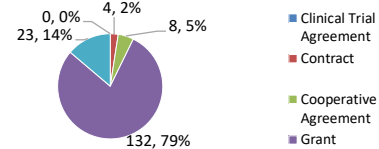
## PROPOSALS PROCESSED

	September FY21 (July 1, 2020 to September 30, 2021)		September FY22 (July 1, 2021 to September 30, 2022)	
College of Arts and Sciences	41	\$ 18,624,569	32	\$ 65,769,542
College of Dentistry	3	\$ 631,264	4	\$ 819,500
College of Engineering and Architecture	25	\$ 8,062,722	34	\$ 9,448,008
College of Fine Arts	0	\$ -	1	\$ 25,000
College of Medicine	52	\$ 20,535,021	47	\$ 13,136,923
College of Nursing and Allied Health Sciences	3	\$ 171,954	5	\$ 407,643
College of Pharmacy	7	\$ 1,816,198	12	\$ 3,981,542
Graduate School	6	\$ 500,836	5	\$ 1,116,502
Office of the President	1	\$ 118,988	1	\$ 2,500
Office of the Provost and Chief Academic Officer	5	\$ 3,001,619	8	\$ 18,692,214
School of Business	5	\$ 1,572,835	4	\$ 402,934
School of Communications	2	\$ 1,910,345	2	\$ 30,000
School of Divinity	0	\$ -	0	\$ -
School of Education	8	\$ 850,955	12	\$ 6,626,328
School of Law	2	\$ 210,500	0	\$ -
School of Social Work	2	\$ 448,763	0	\$ -
<b>Grand Total</b>	<b>162</b>	<b>\$ 58,456,569</b>	<b>167</b>	<b>\$ 120,458,636</b>

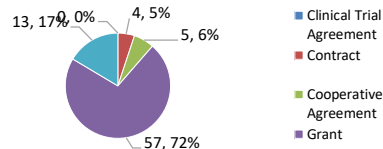
## AWARDS PROCESSED

	September FY21 (July 1, 2020 to September 30, 2021)		September FY22* (July 1, 2021 to September 30, 2022)	
College of Arts and Sciences	25	\$ 3,953,321	16	\$ 3,518,299
College of Dentistry	4	\$ 1,117,940	2	\$ 924,537
College of Engineering and Architecture	12	\$ 2,898,761	14	\$ 1,765,288
College of Fine Arts	0	\$ -	0	\$ -
College of Medicine	40	\$ 11,203,157	20	\$ 5,181,411
College of Nursing and Allied Health Sciences	0	\$ -	0	\$ -
College of Pharmacy	9	\$ 2,071,830	7	\$ 1,382,594
Graduate School	4	\$ 395,287	1	\$ 32,225
Office of the President	2	\$ 273,205	3	\$ 1,016,400
Office of the Provost and Chief Academic Officer	6	\$ 3,931,178	6	\$ 7,262,687
School of Business	0	\$ -	3	\$ 1,055,556
School of Communications	1	\$ 1,600,000	2	\$ 700,000
School of Divinity	1	\$ 1,000,000	0	\$ -
School of Education	6	\$ 1,547,927	4	\$ 1,428,805
School of Law	1	\$ 100,000	0	\$ -
School of Social Work	2	\$ 452,543	1	\$ 125,000
<b>Grand Total</b>	<b>113</b>	<b>\$ 30,545,149</b>	<b>79</b>	<b>\$ 24,392,802</b>

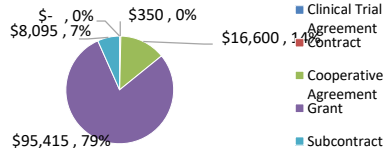
### Proposals Processed by Activity Type



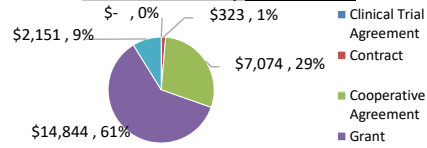
### Awards Processed by Activity Type



### Funds Requested by Activity Type



### Funds Received by Activity Type



## School/College

School/College	Active PIs
College of Arts and Sciences	28
College of Dentistry	3
College of Engineering and Architecture	19
College of Fine Arts	1
College of Medicine	31
College of Nursing and Allied Health Sciences	4
College of Pharmacy	9
Graduate School	3
Office of the President	1
Office of the Provost and Chief Academic Officer	1
School of Business	4
School of Communications	2
School of Divinity	0
School of Education	9
School of Law	0
School of Social Work	2
<b>Grand Total</b>	<b>117</b>

### TOP 10 HBCU COMPARISON FOR THE PERIOD OF JULY 1, 2020 TO SEPTEMBER 30, 2020

NIH			
Rank	Institution Awarded	Amount Awarded	Awards
1	Howard University	\$ 9,899,032	31
2	Morehouse School of Medicine	\$ 5,817,928	18
3	Delaware State University	\$ 5,741,788	12
4	Meharry Medical College	\$ 5,261,419	16
5	Jackson State University	\$ 4,459,172	8
6	Florida A&M University	\$ 2,584,007	12
7	North Carolina A&T State University	\$ 1,380,633	5
8	Morgan State University	\$ 1,056,886	6
9	Xavier University of Louisiana	\$ 791,652	4
10	Hampton University	\$ 571,387	3

### TOP 10 HBCU COMPARISON FOR THE PERIOD OF JULY 1, 2020 TO SEPTEMBER 30, 2020

NSF			
Rank	Institution Awarded	Amount Awarded	Awards
1	North Carolina A&T State University	\$ 4,197,813	8
2	Howard University	\$ 2,670,042	7
3	Morgan State University	\$ 2,553,615	6
4	Morehouse College	\$ 1,839,642	2
5	Tennessee State University	\$ 1,521,197	4
6	St. Philip's College	\$ 1,500,000	1
7	University of the Virgin Islands	\$ 1,309,378	2
8	Florida A&M University	\$ 1,256,853	2
9	Delaware State University	\$ 1,031,340	3
10	Le Moyne-Owen College	\$ 999,555	1

### TOP 10 HBCU COMPARISON FOR THE PERIOD OF JULY 1, 2020 TO SEPTEMBER 30, 2020

NIH and NSF			
Rank	Institution Awarded	Amount Awarded	Awards
1	Howard University	\$ 12,569,074	38
2	Delaware State University	\$ 6,773,128	15
3	Morehouse School of Medicine	\$ 5,817,928	18
4	North Carolina A&T State University	\$ 5,578,446	13
5	Meharry Medical College	\$ 5,261,419	16
6	Jackson State University	\$ 5,159,129	10
7	Florida A&M University	\$ 3,840,860	14
8	Morgan State University	\$ 3,610,501	12
9	Morehouse College	\$ 1,925,647	3
10	Tennessee State University	\$ 1,521,197	4

### TOP 10 HBCU COMPARISON FOR THE PERIOD OF JULY 1, 2021 TO SEPTEMBER 30, 2021

NIH			
Rank	Institution Awarded	Amount Awarded	Awards
1	Morehouse School of Medicine	\$ 7,699,543	3
2	Meharry Medical College	\$ 5,665,120	3
3	North Carolina A&T State University	\$ 5,490,692	2
4	Morgan State University	\$ 5,446,702	3
5	Delaware State University	\$ 5,409,012	2
6	North Carolina Central University	\$ 2,998,122	3
7	Tuskegee University	\$ 2,996,944	2
8	Howard University	\$ 2,910,987	2
9	Florida A&M University	\$ 1,783,870	1
10	Jackson State University	\$ 1,436,310	2

### TOP 10 HBCU COMPARISON FOR THE PERIOD OF JULY 1, 2021 TO SEPTEMBER 30, 2021

NSF			
Rank	Institution Awarded	Amount Awarded	Awards
1	North Carolina A&T State University	\$ 6,889,034	3
2	Howard University	\$ 4,584,185	3
3	Prairie View A&M University	\$ 3,881,745	2
4	Tuskegee University	\$ 3,665,830	1
5	Florida A&M University	\$ 3,255,369	2
6	Hampton University	\$ 3,029,001	3
7	Norfolk State University	\$ 2,819,059	1
8	University of the Virgin Islands	\$ 2,499,926	1
9	Jackson State University	\$ 2,278,364	2
10	Morgan State University	\$ 2,225,767	2

### TOP 10 HBCU COMPARISON FOR THE PERIOD OF JULY 1, 2021 TO SEPTEMBER 30, 2021

NIH and NSF			
Rank	Institution Awarded	Amount Awarded	Awards
1	North Carolina A&T State University	\$ 12,379,726	5
2	Morehouse School of Medicine	\$ 7,699,543	3
3	Morgan State University	\$ 7,672,469	5
4	Howard University	\$ 7,495,172	5
5	Delaware State University	\$ 7,230,588	3
6	Tuskegee University	\$ 6,662,774	3
7	Meharry Medical College	\$ 6,336,531	4
8	Florida A&M University	\$ 5,039,239	3
9	North Carolina Central University	\$ 4,761,071	5
10	Prairie View A&M University	\$ 3,881,745	2

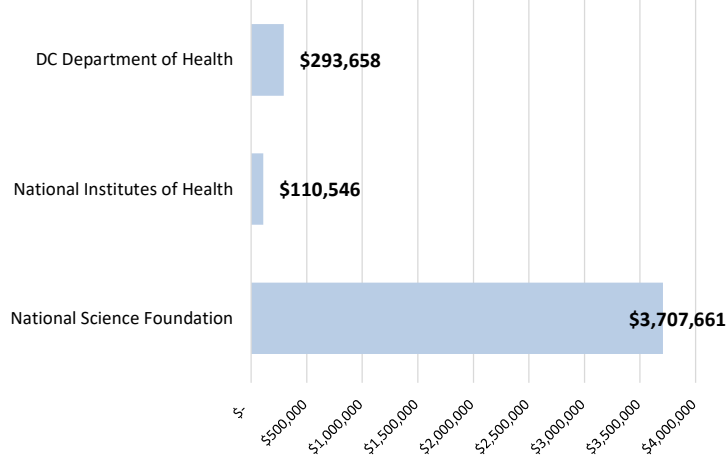
\* 45 awards were non-competing continuations totaling \$9,320,569 of the total funds awarded.

## UNIVERSITY RESEARCH DASHBOARD

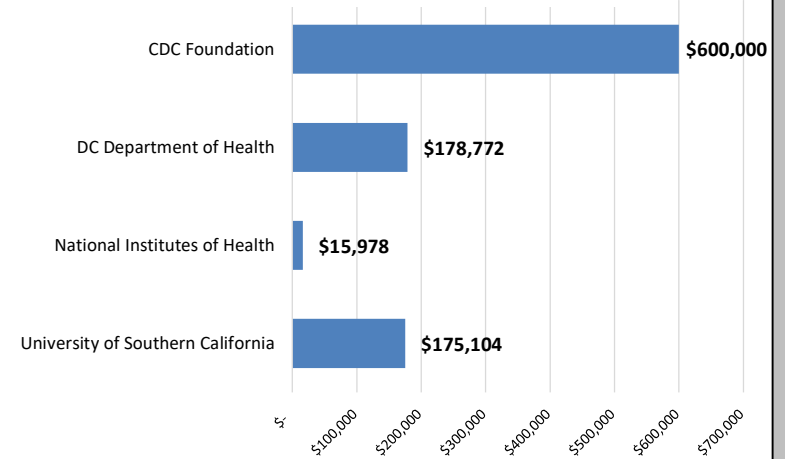
FISCAL YEAR 2022  
(July 1, 2021 - September 30, 2021)

10/10/2021

### Funding Sources of Proposed COVID-19 Projects



### Funding Sources of COVID-19 Project Awards



PI	Project Title	Funding Source	Amount
<b>Proposals</b>			<b>\$ 4,111,865</b>
Delgado Vela, Jeseth	PIPP Phase I:Communication and Environmental Monitoring to Predict Community Resilience to Pandemics	National Science Foundation	\$ 249,673
Delgado Vela, Jeseth	RCN: Wastewater Surveillance for Pathogens	National Science Foundation	\$ 9,789
Elbedour, Salman	Racial Equity for Homeless Educatee for Access Rights to STEM Education in the Era of COVID-19: Project REHEARSE	National Science Foundation	\$ 700,000
Elbedour, Salman	Racial Equity for Homeless Educatees for Access Rights to STEM Education in the Era of COVID19: REHEARSE Project	National Science Foundation	\$ 748,199
Elbedour, Salman	REHEARSE Project: Racial Equity for Homeless Educatees for Access Right to STEM Education in the era of COVID19	National Science Foundation	\$ 2,000,000
Hall Brown, Tyish S.	Howard University Resiliency and Recovery Project (Frontline Healthcare Providers)	DC Department of Health	\$ 114,886
Hall Brown, Tyish S.	HU Promoting Resiliency and Recovery Project	DC Department of Health	\$ 178,772
Mellman, Thomas A.	Communities and Universities Engaged to Fight COVID	National Institutes of Health	\$ 110,546
<b>Awards</b>			<b>\$ 969,854</b>
Brim, Hassan	Post Acute Sequelae of Sars-Cov-2 Infection Initiative	National Institutes of Health	\$ 15,978
Grooms, Jevay	Physician-patient Race-discordance: An Examination of the Unintended Consequences of Various Health Policies	University of Southern California	\$ 175,104
Hall Brown, Tyish S.	Promoting Resiliency and Recovery 2: An Mergency Grant to Address Mental Health and Substance Use Disorders During Covid-19	DC Department of Health	\$ 178,772
Ponder, Monica	CDC Foundation COVID-19 Stigma Project	CDC Foundation	\$ 600,000

\* indicates amounts in thousands of dollars

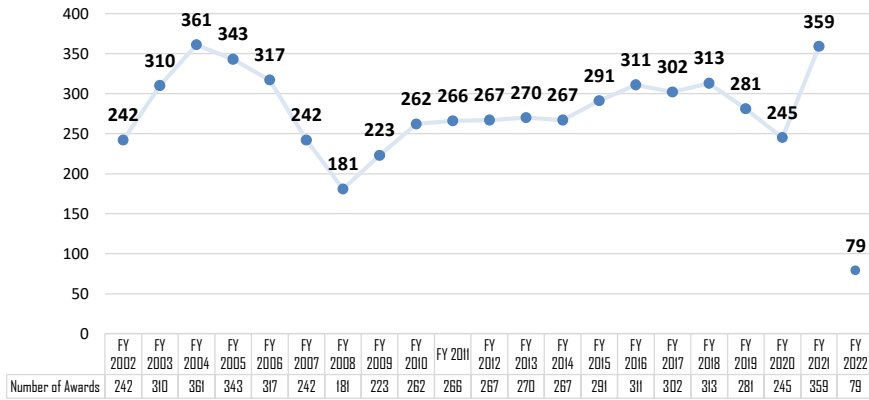
Data Provided By: Research Administration Services

# UNIVERSITY RESEARCH DASHBOARD

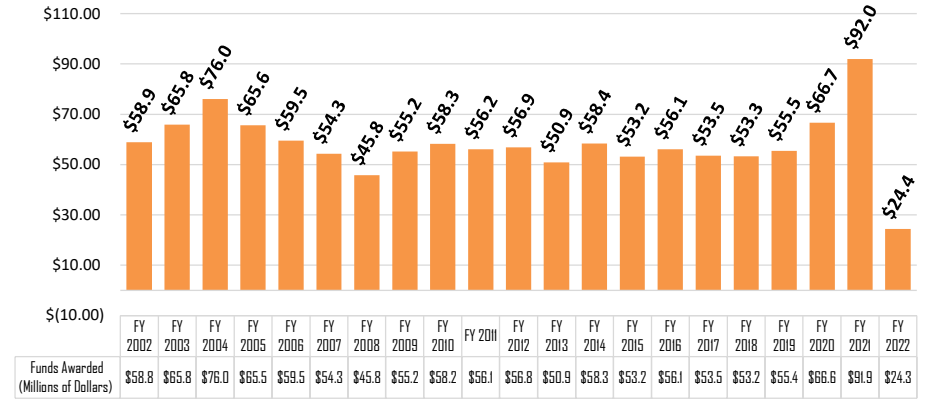
FISCAL YEAR 2022  
(July 1, 2021 - September 30, 2021)

10/10/2021

Awards Processed



Funds Awarded



Fiscal Year	Awards Processed	Funds Awarded	Funds Awarded (Millions of Dollars)
FY 2002	242	\$58,890,657	\$58.9
FY 2003	310	\$65,823,373	\$65.8
FY 2004	361	\$76,033,799	\$76.0
FY 2005	343	\$65,563,975	\$65.6
FY 2006	317	\$59,519,071	\$59.5
FY 2007	242	\$54,342,697	\$54.3
FY 2008	181	\$45,840,900	\$45.8
FY 2009	223	\$55,203,431	\$55.2
FY 2010	262	\$58,277,982	\$58.3
FY 2011	266	\$56,156,803	\$56.2
FY 2012	267	\$56,857,130	\$56.9
FY 2013	270	\$50,949,391	\$50.9
FY 2014	267	\$58,383,335	\$58.4
FY 2015	291	\$53,213,914	\$53.2
FY 2016	311	\$56,113,832	\$56.1
FY 2017	302	\$53,500,022	\$53.5
FY 2018	313	\$53,273,980	\$53.3
FY 2019	281	\$55,453,261	\$55.5
FY 2020	245	\$66,664,713	\$66.7
FY 2021	359	\$91,976,715	\$92.0
FY 2022	79	\$24,392,802	\$24.4

\* indicates amounts in thousands of dollars