

UNIVERSITY RESEARCH DASHBOARD

FISCAL YEAR 2022
(July 1, 2021 - October 31, 2021)

11/16/2021

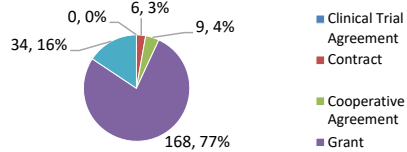
PROPOSALS PROCESSED

	October FY21 (July 1, 2020 to October 31, 2020)	October FY22 (July 1, 2021 to October 31, 2021)
College of Arts and Sciences	\$ 25,211,728	\$ 68,359,923
College of Dentistry	\$ 785,764	\$ 819,500
College of Engineering and Architecture	\$ 9,584,311	\$ 11,957,477
College of Fine Arts	\$ -	\$ 25,000
College of Medicine	\$ 24,434,999	\$ 16,466,637
College of Nursing and Allied Health Sciences	\$ 596,656	\$ 587,643
College of Pharmacy	\$ 5,478,768	\$ 3,981,542
Graduate School	\$ 500,836	\$ 1,614,359
Office of the President	\$ 118,988	\$ 2,500
Office of the Provost and Chief Academic Officer	\$ 3,184,830	\$ 19,731,545
School of Business	\$ 2,005,657	\$ 402,934
School of Communications	\$ 1,960,345	\$ 193,987
School of Divinity	\$ -	\$ -
School of Education	\$ 1,393,732	\$ 6,914,899
School of Law	\$ 329,060	\$ -
School of Social Work	\$ 469,040	\$ 131,962
Grand Total	\$ 76,054,714	\$ 131,189,908

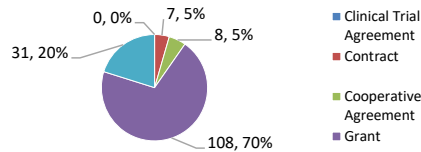
AWARDS PROCESSED

	October FY21 (July 1, 2020 to October 31, 2020)	October FY22 (July 1, 2021 to October 31, 2021)
College of Arts and Sciences	\$ 4,684,497	\$ 8,871,248
College of Dentistry	\$ 1,117,940	\$ 924,537
College of Engineering and Architecture	\$ 4,650,853	\$ 5,550,130
College of Fine Arts	\$ -	\$ 26,820
College of Medicine	\$ 14,964,679	\$ 8,217,518
College of Nursing and Allied Health Sciences	\$ -	\$ -
College of Pharmacy	\$ 5,905,887	\$ 1,432,594
Graduate School	\$ 434,482	\$ 309,011
Office of the President	\$ 273,205	\$ 1,016,400
Office of the Provost and Chief Academic Officer	\$ 4,934,147	\$ 8,477,014
School of Business	\$ 150,000	\$ 1,059,556
School of Communications	\$ 1,600,000	\$ 925,000
School of Divinity	\$ 1,000,000	\$ -
School of Education	\$ 2,301,354	\$ 2,197,063
School of Law	\$ 100,000	\$ 75,000
School of Social Work	\$ 452,543	\$ 125,000
Grand Total	\$ 42,569,587	\$ 39,206,891

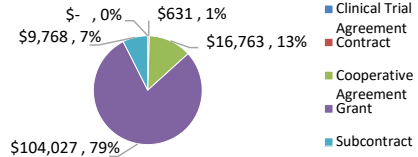
Proposals Processed by Activity Type



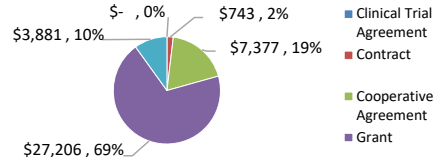
Awards Processed by Activity Type



Funds Requested by Activity Type



Funds Received by Activity Type



School/College

Active PIs

College of Arts and Sciences	44
College of Dentistry	4
College of Engineering and Architecture	23
College of Fine Arts	2
College of Medicine	39
College of Nursing and Allied Health Sciences	5
College of Pharmacy	9
Graduate School	7
Office of the President	1
Office of the Provost and Chief Academic Officer	1
School of Business	5
School of Communications	2
School of Divinity	1
School of Education	12
School of Law	1
School of Social Work	2
Grand Total	158

TOP 10 HBCU COMPARISON FOR THE PERIOD OF JULY 1, 2020 TO OCTOBER 31, 2020

NIH			
Rank	Institution Awarded	Amount Awarded	Awards
1	Howard University	\$ 9,899,032	31
2	Morehouse School of Medicine	\$ 5,817,928	18
3	Delaware State University	\$ 5,741,788	12
4	Meharry Medical College	\$ 5,261,419	16
5	Jackson State University	\$ 4,459,172	8
6	Florida A&M University	\$ 2,584,007	12
7	North Carolina A&T State University	\$ 1,380,633	5
8	Morgan State University	\$ 1,056,886	6
9	Xavier University of Louisiana	\$ 791,652	4
10	Hampton University	\$ 571,387	3

TOP 10 HBCU COMPARISON FOR THE PERIOD OF JULY 1, 2020 TO OCTOBER 31, 2020

NSF			
Rank	Institution Awarded	Amount Awarded	Awards
1	North Carolina A&T State University	\$ 4,197,813	8
2	Howard University	\$ 2,670,042	7
3	Morgan State University	\$ 2,553,615	6
4	Morehouse College	\$ 1,839,642	2
5	Florida A&M University	\$ 1,750,890	3
6	Tennessee State University	\$ 1,521,197	4
7	St. Philip's College	\$ 1,500,000	1
8	University of the Virgin Islands	\$ 1,309,378	2
9	Delaware State University	\$ 1,031,340	3
10	Le Moyne-Owen College	\$ 999,555	1

TOP 10 HBCU COMPARISON FOR THE PERIOD OF JULY 1, 2020 TO OCTOBER 31, 2020

NIH and NSF			
Rank	Institution Awarded	Amount Awarded	Awards
1	Howard University	\$ 12,569,074	38
2	Delaware State University	\$ 6,773,128	15
3	Morehouse School of Medicine	\$ 5,817,928	18
4	North Carolina A&T State University	\$ 5,578,446	13
5	Meharry Medical College	\$ 5,261,419	16
6	Jackson State University	\$ 5,159,129	10
7	Florida A&M University	\$ 4,334,897	15
8	Morgan State University	\$ 3,610,501	12
9	Morehouse College	\$ 1,925,647	3
10	Tennessee State University	\$ 1,521,197	4

TOP 10 HBCU COMPARISON FOR THE PERIOD OF JULY 1, 2021 TO OCTOBER 31, 2021

NIH			
Rank	Institution Awarded	Amount Awarded	Awards
1	Morehouse School of Medicine	\$ 7,699,543	3
2	Meharry Medical College	\$ 6,028,870	4
3	North Carolina A&T State University	\$ 5,490,692	2
4	Morgan State University	\$ 5,446,702	3
5	Delaware State University	\$ 5,409,012	2
6	North Carolina Central University	\$ 2,998,122	3
7	Tuskegee University	\$ 2,996,944	2
8	Howard University	\$ 2,988,237	3
9	Florida A&M University	\$ 2,107,125	2
10	Jackson State University	\$ 1,436,310	2

TOP 10 HBCU COMPARISON FOR THE PERIOD OF JULY 1, 2021 TO OCTOBER 31, 2021

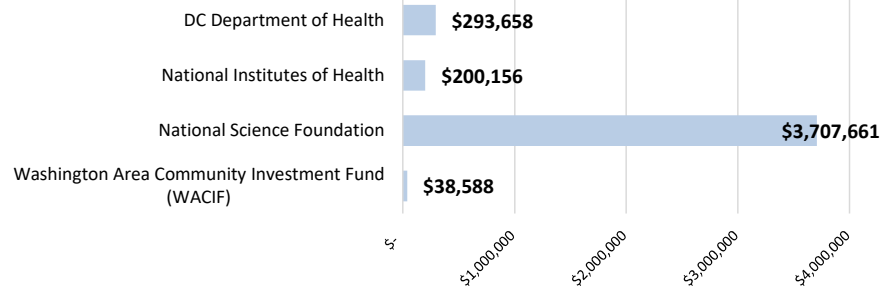
NSF			
Rank	Institution Awarded	Amount Awarded	Awards
1	North Carolina A&T State University	\$ 6,889,034	3
2	Howard University	\$ 4,584,185	3
3	Prairie View A&M University	\$ 3,881,745	2
4	Tuskegee University	\$ 3,665,830	1
5	Florida A&M University	\$ 3,255,369	2
6	Hampton University	\$ 3,029,001	3
7	Norfolk State University	\$ 2,819,059	1
8	University of the Virgin Islands	\$ 2,499,926	1
9	Jackson State University	\$ 2,278,364	2
10	Morgan State University	\$ 2,225,767	2

TOP 10 HBCU COMPARISON FOR THE PERIOD OF JULY 1, 2021 TO OCTOBER 31, 2021

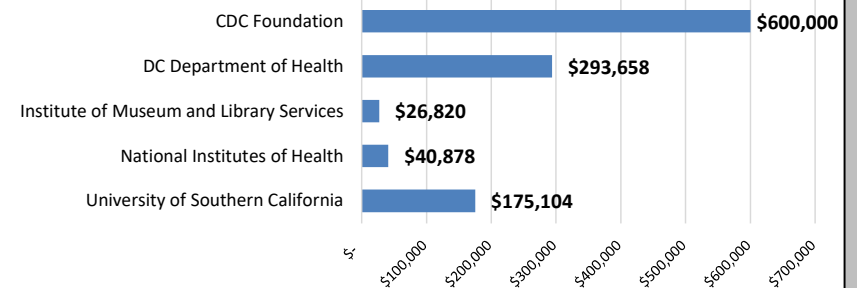
NIH and NSF			
Rank	Institution Awarded	Amount Awarded	Awards
1	North Carolina A&T State University	\$ 12,379,726	5
2	Morehouse School of Medicine	\$ 7,699,543	3
3	Morgan State University	\$ 7,672,469	5
4	Howard University	\$ 7,572,422	6
5	Delaware State University	\$ 7,230,588	3
6	Meharry Medical College	\$ 6,700,281	5
7	Tuskegee University	\$ 6,662,774	3
8	Florida A&M University	\$ 5,362,494	4
9	North Carolina Central University	\$ 4,761,071	5
10	Prairie View A&M University	\$ 3,881,745	2

* indicates amounts in thousands of dollars

Funding Sources of Proposed COVID-19 Projects



Funding Sources of COVID-19 Project Awards



PI	Project Title	Funding Source	Amount
Proposals			\$ 4,240,063
Delgado Vela, Jeseth	PIPP Phase I:Communication and Environmental Monitoring to Predict Community Resilience to Pandemics	National Science Foundation	\$ 249,673
Delgado Vela, Jeseth	RCN: Wastewater Surveillance for Pathogens	National Science Foundation	\$ 9,789
Elbedour, Salman	Racial Equity for Homeless Educatee for Access Rights to STEM Education in the Era of COVID-19: Project REHEARSE	National Science Foundation	\$ 700,000
Elbedour, Salman	Racial Equity for Homeless Educatees for Access Rights to STEM Education in the Era of COVID19: REHEARSE Project	National Science Foundation	\$ 748,199
Elbedour, Salman	REHEARSE Project: Racial Equity for Homeless Educatees for Access Right to STEM Education in the era of COVID19	National Science Foundation	\$ 2,000,000
Hall Brown, Tyish S.	Howard University Resiliency and Recovery Project (Frontline Healthcare Providers)	DC Department of Health	\$ 114,886
Hall Brown, Tyish S.	HU Promoting Resiliency and Recovery Project	DC Department of Health	\$ 178,772
Mellman, Thomas A.	Communities and Universities Engaged to Fight COVID	National Institutes of Health	\$ 110,546
Moore, Rhonda	Washington Area Community Investment Fund (WACIF)	Washington Area Community Investment Fund (WACIF)	\$ 38,588
Zhan, Xiping	SARS-CoV-2 Infection and COVID-19 Symptoms Promote Tauopathy Propagation and Neuroinflammation in Alzheimer's Disease	National Institutes of Health	\$ 89,610

PI	Project Title	Funding Source	Amount
Awards			\$ 1,136,460
Brim, Hassan	Post Acute Sequelae of Sars-Cov-2 Infection Initiative	National Institutes of Health	\$ 15,978
Eron, Abby	Howard University Gallery of Art COVID-19 Response: African American Collection Online Discovery and Accessibility Learning Initiative	Institute of Museum and Library Services	\$ 26,820
Grooms, Jevay	Physician-patient Race-discordance: An Examination of the Unintended Consequences of Various Health Policies	University of Southern California	\$ 175,104
Hall Brown, Tyish S.	Promoting Resiliency and Recovery 2: An Mergency Grant to Address Mental Health and Substance Use Disorders During Covid-19	DC Department of Health	\$ 178,772
Hall Brown, Tyish S.	Promoting Resiliency and Recovery Front Line Health Care Providers	DC Department of Health	\$ 114,886
Ponder, Monica	CDC Foundation COVID-19 Stigma Project	CDC Foundation	\$ 600,000

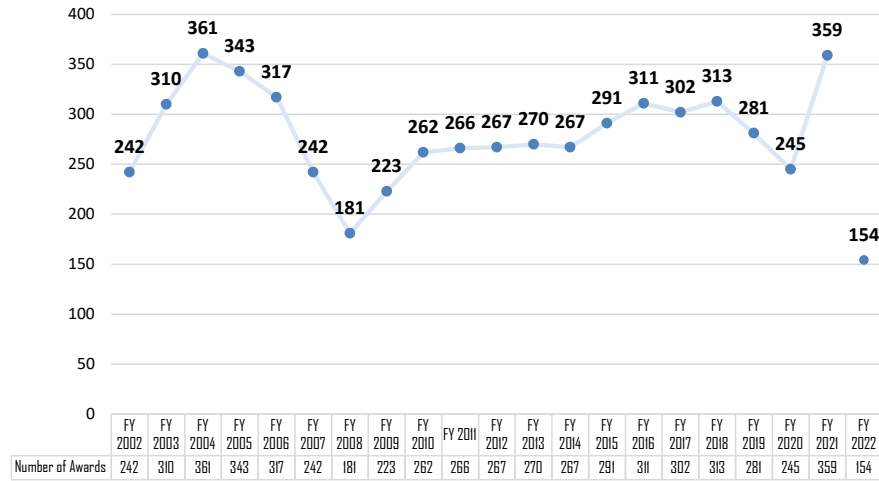
* indicates amounts in thousands of dollars

UNIVERSITY RESEARCH DASHBOARD

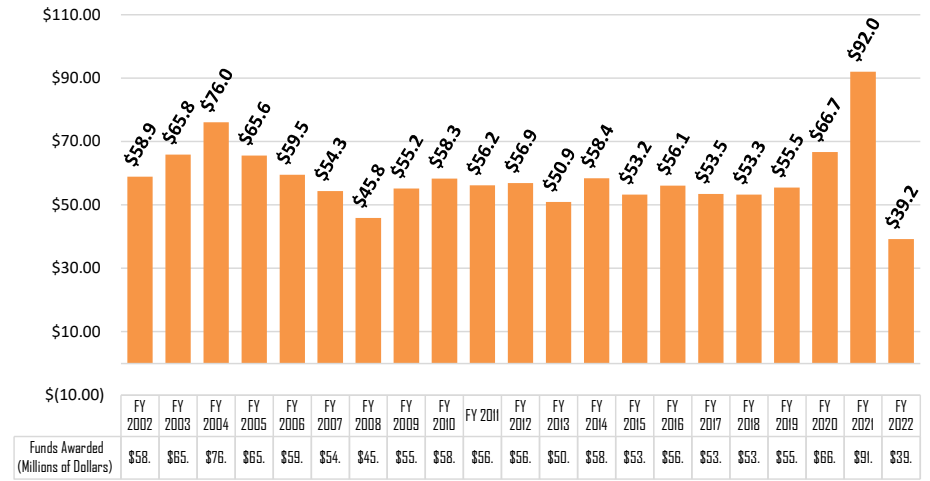
FISCAL YEAR 2022
(July 1, 2021 - October 31, 2021)

11/16/2021

Awards Processed



Funds Awarded



Fiscal Year	Funds Awarded	Funds Awarded (Millions of Dollars)
FY 2002	\$58,890,657	\$58.9
FY 2003	\$65,823,373	\$65.8
FY 2004	\$76,033,799	\$76.0
FY 2005	\$65,563,975	\$65.6
FY 2006	\$59,519,071	\$59.5
FY 2007	\$54,342,697	\$54.3
FY 2008	\$45,840,900	\$45.8
FY 2009	\$55,203,431	\$55.2
FY 2010	\$58,277,982	\$58.3
FY 2011	\$56,156,803	\$56.2
FY 2012	\$56,857,130	\$56.9
FY 2013	\$50,949,391	\$50.9
FY 2014	\$58,383,335	\$58.4
FY 2015	\$53,213,914	\$53.2
FY 2016	\$56,113,832	\$56.1
FY 2017	\$53,500,022	\$53.5
FY 2018	\$53,273,980	\$53.3
FY 2019	\$55,453,261	\$55.5
FY 2020	\$66,664,713	\$66.7
FY 2021	\$91,976,715	\$92.0
FY 2022	\$39,206,891	\$39.2

* indicates amounts in thousands of dollars