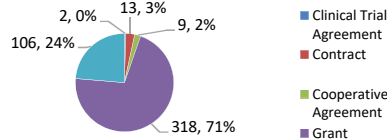
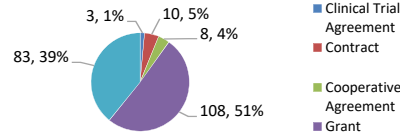
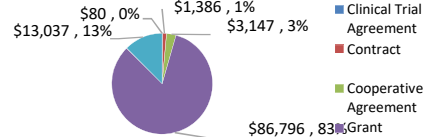
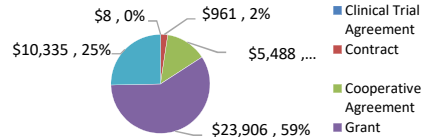


PROPOSALS PROCESSED
AWARDS PROCESSED

| | May FY19 (July 1, 2018 to April 30, 2019) | | May FY20 (July 1, 2019 to April 30, 2020) | |
|--|--|-----------------------|--|-----------------------|
| | | | | |
| College of Arts and Sciences | 84 | \$ 14,126,982 | 107 | \$ 15,709,401 |
| College of Dentistry | 5 | \$ 798,080 | 13 | \$ 2,548,510 |
| College of Engineering and Architecture | 70 | \$ 13,782,881 | 87 | \$ 15,948,459 |
| College of Medicine | 161 | \$ 49,888,564 | 175 | \$ 52,480,897 |
| College of Nursing and Allied Health Sciences | 6 | \$ 2,488,451 | 10 | \$ 1,609,718 |
| College of Pharmacy | 36 | \$ 6,919,828 | 26 | \$ 4,519,091 |
| Graduate School of Arts and Sciences | 17 | \$ 7,716,299 | 19 | \$ 6,732,214 |
| Office of the President | 8 | \$ 1,515,024 | 6 | \$ 2,338,631 |
| Office of the Provost and Chief Academic Officer | 12 | \$ 7,219,596 | 19 | \$ 5,595,937 |
| School of Business | 2 | \$ 960,057 | 8 | \$ 2,683,756 |
| School of Communications | 11 | \$ 935,503 | 4 | \$ 433,900 |
| School of Divinity | 0 | \$ - | 1 | \$ 4,000 |
| School of Education | 12 | \$ 2,910,396 | 17 | \$ 4,025,571 |
| School of Law | 3 | \$ 277,704 | 1 | \$ 80,001 |
| School of Social Work | 10 | \$ 2,074,750 | 8 | \$ 1,692,974 |
| Grand Total | 437 | \$ 111,614,115 | 501 | \$ 116,403,060 |

| | May FY19 (July 1, 2018 to April 30, 2019) | | May FY20 (July 1, 2019 to April 30, 2020) | |
|--|--|----------------------|--|----------------------|
| | | | | |
| College of Arts and Sciences | 35 | \$ 3,977,110 | 37 | \$ 3,966,928 |
| College of Dentistry | 4 | \$ 566,298 | 4 | \$ 593,858 |
| College of Engineering and Architecture | 39 | \$ 4,632,274 | 40 | \$ 4,503,112 |
| College of Medicine | 66 | \$ 9,818,009 | 83 | \$ 19,267,246 |
| College of Nursing and Allied Health Sciences | 5 | \$ 1,092,584 | 2 | \$ 14,760 |
| College of Pharmacy | 16 | \$ 2,285,748 | 15 | \$ 3,229,689 |
| Graduate School of Arts and Sciences | 7 | \$ 4,754,460 | 5 | \$ 3,822,622 |
| Office of the President | 4 | \$ 425,000 | 6 | \$ 15,292,746 |
| Office of the Provost and Chief Academic Officer | 13 | \$ 6,664,981 | 12 | \$ 6,852,735 |
| School of Business | 2 | \$ 644,411 | 1 | \$ 1,280,000 |
| School of Communications | 4 | \$ 661,771 | 1 | \$ 120,843 |
| School of Divinity | 1 | \$ 48,403 | 1 | \$ 4,000 |
| School of Education | 11 | \$ 1,233,304 | 6 | \$ 1,336,414 |
| School of Law | 3 | \$ 277,704 | 2 | \$ 195,208 |
| School of Social Work | 4 | \$ 898,763 | 3 | \$ 523,763 |
| Grand Total | 214 | \$ 37,980,820 | 218 | \$ 61,003,924 |

Proposals Processed by Activity Type

Awards Processed by Activity Type

Funds Requested by Activity Type*

Funds Received by Activity Type*


| School/College | Active PIs |
|--|------------|
| College of Arts and Sciences | 44 |
| College of Dentistry | 4 |
| College of Engineering and Architecture | 21 |
| College of Medicine | 55 |
| College of Nursing and Allied Health Sciences | 5 |
| College of Pharmacy | 8 |
| Graduate School of Arts and Sciences | 7 |
| Office of the President | 5 |
| Office of the Provost and Chief Academic Officer | 7 |
| School of Business | 2 |
| School of Communications | 3 |
| School of Divinity | 1 |
| School of Education | 8 |
| School of Law | 1 |
| School of Social Work | 5 |
| Grand Total | 175 |

| TOP 10 HBCU COMPARISON FOR THE PERIOD OF JULY 1, 2018 TO MAY 31, 2019 | | | |
|---|-----------------------------------|----------------|--------|
| NIH | | | |
| Rank | Institution Awarded | Amount Awarded | Awards |
| 1 | Meharry Medical College | \$ 15,455,822 | 32 |
| 2 | Morehouse School of Medicine | \$ 14,480,185 | 31 |
| 3 | North Carolina Central University | \$ 12,515,253 | 28 |
| 4 | Tuskegee University | \$ 6,003,556 | 17 |
| 5 | Texas Southern University | \$ 5,821,198 | 9 |
| 6 | Delaware State University | \$ 4,957,759 | 11 |
| 7 | Florida A&M University | \$ 3,149,129 | 14 |
| 8 | Howard University | \$ 3,118,197 | 14 |
| 9 | South Carolina State University | \$ 2,522,526 | 10 |
| 10 | Tennessee State University | \$ 1,944,808 | 9 |

| TOP 10 HBCU COMPARISON FOR THE PERIOD OF JULY 1, 2018 TO MAY 31, 2019 | | | |
|---|-------------------------------------|----------------|--------|
| NSF | | | |
| Rank | Institution Awarded | Amount Awarded | Awards |
| 1 | North Carolina A&T State University | \$ 7,142,261 | 20 |
| 2 | Howard University | \$ 6,975,484 | 15 |
| 3 | Morehouse College | \$ 4,898,735 | 7 |
| 4 | Tennessee State University | \$ 4,709,179 | 6 |
| 5 | Tuskegee University | \$ 4,192,674 | 5 |
| 6 | North Carolina Central University | \$ 3,951,125 | 6 |
| 7 | Hampton University | \$ 3,062,777 | 7 |
| 8 | Florida A&M University | \$ 2,868,807 | 6 |
| 9 | Spelman College | \$ 2,621,696 | 8 |
| 10 | Xavier University of Louisiana | \$ 2,578,401 | 5 |

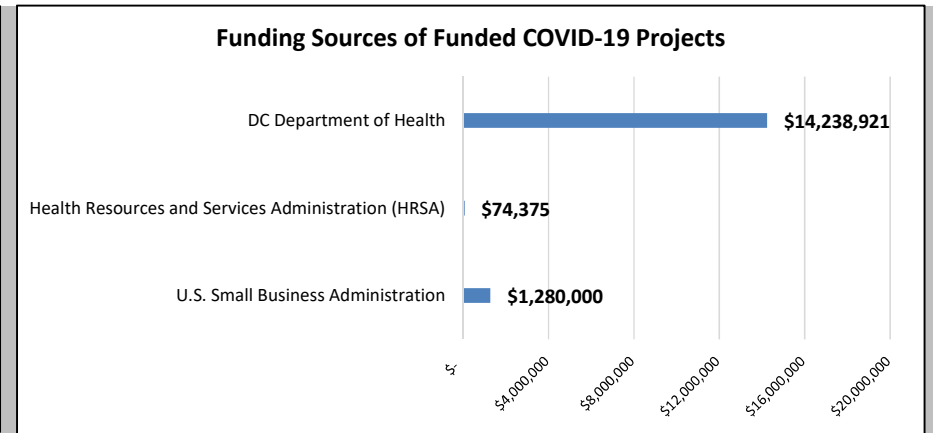
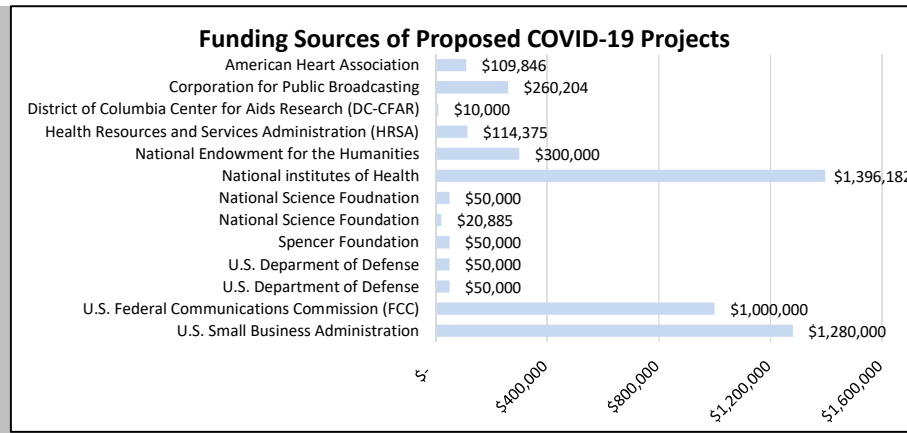
| TOP 10 HBCU COMPARISON FOR THE PERIOD OF JULY 1, 2018 TO MAY 31, 2019 | | | |
|---|-------------------------------------|----------------|--------|
| NIH and NSF | | | |
| Rank | Institution Awarded | Amount Awarded | Awards |
| 1 | North Carolina Central University | \$ 16,161,145 | 33 |
| 2 | Morehouse School of Medicine | \$ 15,125,184 | 31 |
| 3 | Meharry Medical College | \$ 15,092,072 | 31 |
| 4 | Tuskegee University | \$ 10,196,230 | 22 |
| 5 | Howard University | \$ 10,093,681 | 29 |
| 6 | North Carolina A&T State University | \$ 8,419,293 | 24 |
| 7 | Texas Southern University | \$ 7,121,192 | 14 |
| 8 | Tennessee State University | \$ 6,653,987 | 15 |
| 9 | Delaware State University | \$ 6,091,111 | 15 |
| 10 | Florida A&M University | \$ 6,017,936 | 20 |

| TOP 10 HBCU COMPARISON FOR THE PERIOD OF JULY 1, 2019 TO MAY 31, 2020 | | | |
|---|-------------------------------------|----------------|--------|
| NIH | | | |
| Rank | Institution Awarded | Amount Awarded | Awards |
| 1 | Florida A&M University | \$ 14,678,161 | 30 |
| 2 | Meharry Medical College | \$ 14,114,604 | 27 |
| 3 | Morgan State University | \$ 13,580,491 | 17 |
| 4 | Morehouse School of Medicine | \$ 12,527,230 | 21 |
| 5 | Clark Atlanta University | \$ 11,507,688 | 32 |
| 6 | Xavier University of Louisiana | \$ 10,995,719 | 15 |
| 7 | Howard University | \$ 10,312,124 | 26 |
| 8 | Delaware State University | \$ 4,657,475 | 9 |
| 9 | Morehouse College | \$ 2,046,677 | 6 |
| 10 | North Carolina A&T State University | \$ 1,447,864 | 4 |

| TOP 10 HBCU COMPARISON FOR THE PERIOD OF JULY 1, 2019 TO MAY 31, 2020 | | | |
|---|-------------------------------------|----------------|--------|
| NSF | | | |
| Rank | Institution Awarded | Amount Awarded | Awards |
| 1 | Howard University | \$ 6,367,942 | 16 |
| 2 | North Carolina A&T State University | \$ 4,467,506 | 16 |
| 3 | Florida A&M University | \$ 4,155,207 | 9 |
| 4 | Prairie View A&M University | \$ 3,995,878 | 5 |
| 5 | Jackson State University | \$ 2,954,626 | 6 |
| 6 | Tennessee State University | \$ 2,708,099 | 6 |
| 7 | Virginia State University | \$ 2,587,963 | 2 |
| 8 | Norfolk State University | \$ 2,424,119 | 5 |
| 9 | Delaware State University | \$ 2,241,955 | 4 |
| 10 | Morgan State University | \$ 1,850,635 | 4 |

| TOP 10 HBCU COMPARISON FOR THE PERIOD OF JULY 1, 2019 TO MAY 31, 2020 | | | |
|---|-------------------------------------|----------------|--------|
| NIH and NSF | | | |
| Rank | Institution Awarded | Amount Awarded | Awards |
| 1 | Florida A&M University | \$ 18,833,368 | 39 |
| 2 | Howard University | \$ 16,680,066 | 42 |
| 3 | Morgan State University | \$ 15,431,126 | 21 |
| 4 | Meharry Medical College | \$ 14,114,604 | 27 |
| 5 | Morehouse School of Medicine | \$ 12,527,230 | 21 |
| 6 | Clark Atlanta University | \$ 11,782,628 | 34 |
| 7 | Xavier University of Louisiana | \$ 11,621,940 | 17 |
| 8 | Delaware State University | \$ 6,899,430 | 13 |
| 9 | North Carolina A&T State University | \$ 5,915,370 | 20 |
| 10 | Prairie View A&M University | \$ 3,995,878 | 5 |

* indicates amounts in thousands of dollars



| PI | Project Title | Funding Source | COVID-19 Funding Type | Amount Requested |
|---------------------------|---|---|---|----------------------|
| Proposals | | | | \$ 4,691,492 |
| Daftary, Monika N. | Mid-Atlantic AIDS Education and Training Center (MAAETC) COVID-19 | Health Resources and Services Administration (HRSA) | | \$ 40,000 |
| Dawson, Kevin | FCC COVID-19 Telehealth Program Wireline Competition | U.S. Federal Communications Commission (FCC) | | \$ 1,000,000 |
| Filipeanu, Catalin | ACE2 Internalization and COVID-19 | National Institutes of Health | | \$ 264,439 |
| Haj, Luma | FY 2020 Stabilization Funds | Corporation for Public Broadcasting | | \$ 260,204 |
| Harvey, Barron H. | DC Small Business Development Center @Howard University | U.S. Small Business Administration | COVID-19 related funds – SBDC Cares ACT | \$ 1,280,000 |
| Karla, Pradeep K. | Development of Rapid and Sensitive Lateral Flow Immunoassay Test for COVID-19 | American Heart Association | | \$ 109,846 |
| Kumari, Namita | Immunomodulation by Iron Chelation and Hemolysis Prevents Viral Disease Severity | National Institutes of Health | | \$ 10,000 |
| Kurian, Philip J. | Superradiant Signatures of SARS-CoV-2 for Fast Detection in the UV | U.S. Department of Defense | | \$ 50,000 |
| Kwagyan, John | Building a COVID-19 Diagnosis and Outcome Prediction Tool for High Risk Populations | National Institutes of Health | | \$ 19,632 |
| Maxwell, Celia J. | Ryan White HIV/AIDS Program Part C EIS COVID--19 Response | Health Resources and Services Administration (HRSA) | Ryan White HIV/AIDS Program Part C EIS COVID--19 Response | \$ 74,375 |
| Nekhai, Sergei | COVID19-respiratory Virus Clinical and Laboratory Evolution in Patients with Hemoglobinopathies | National Institutes of Health | | \$ 487,061 |
| Runkitwattanakul, Dhakrit | Characteristics and Outcomes of HIV-infected Patients with COVID-19 | District of Columbia Center for Aids Research (DC-CFAR) | | \$ 10,000 |
| Searles, Thomas A. | NSF RAPID: Understand and Mitigating the Effects of University Closures due to COVID-19 on Black Students in Physics at the Bachelors Level | National Science Foundation | | \$ 20,885 |
| Tang, Qiyi | Development of A Cytomegalovirus-vectored SARS-CoV-2 Vaccine Against COVID-19 | National Institutes of Health | | \$ 216,300 |
| Tang, Qiyi | Development of A Cytomegalovirus-vectored SARS-CoV-2 Vaccine Against COVID-19 | National Institutes of Health | | \$ 398,750 |
| Wang, Xiang S. | Virtual Reality Technologies to Revolutionize Remote Teaching in the COVID-19 Crisis | Spencer Foundation | | \$ 50,000 |
| Wei, Tao | Genetic Engineering with Human Made Structure | U.S. Department of Defense | | \$ 50,000 |
| Williams, Dana A. | We Rise Together: Chronicling COVID-19 in Living Color | National Endowment for the Humanities | | \$ 300,000 |
| Yazdani, Hessam | RAPID: Modified Waste Plastics as Antiviral Coatings for Common Surfaces | National Science Foundation | | \$ 50,000 |
| Awards | | | | \$ 15,593,296 |
| Freeman, Anthony | DC COVID Public Health Emergency Hospital Medical Surge Grant I | DC Department of Health | | \$ 4,238,921 |
| Freeman, Anthony | DC COVID Public Health Emergency Hospital Medical Surge Grant II | DC Department of Health | | \$ 10,000,000 |
| Harvey, Barron H. | DC Small Business Development Center COVID-19 Supplement | U.S. Small Business Administration | COVID-19 related funds – SBDC Cares ACT | \$ 1,280,000 |
| Maxwell, Celia J. | Ryan White HIV/AIDS Program Part C EIS COVID--19 Response | Health Resources and Services Administration (HRSA) | Ryan White HIV/AIDS Program Part C EIS COVID--19 Response | \$ 74,375 |

* indicates amounts in thousands of dollars

| Function | Function Type | Organization | Location | Start Date | End Date | Faculty/ Staff | Student Attendees | Non-University Participants | Total Participants |
|--|--|--|--|------------|------------|----------------|-------------------|-----------------------------|--------------------|
| OOR New & Continuing Faculty Orientation | Training | Howard University Office of Research | HUIRB | 8/16/2019 | | 98 | 0 | 0 | 98 |
| NSF Grant Workshop | Grant Proposal Development Workshop | National Science Foundation | HUIRB | 9/20/2019 | | 50 | 0 | 0 | 50 |
| Brookhaven National Laboratory Faculty Forum | Faculty Grant Research Collaboration and Workforce Development Workshop | Brookhaven National Laboratory | HUIRB | 9/27/2019 | | 30 | 15 | 0 | 45 |
| Brookhaven National Laboratory Information Session | Student Workforce Development Information Session | Brookhaven National Laboratory | HUIRB | 10/16/2019 | | 2 | 20 | 0 | 22 |
| Office of Procurement & Contracting Workshop | Information Session | Office of Procurement and Contracting | HUIRB | 10/4/2019 | | 45 | 0 | 0 | 45 |
| NASA/Jet Propulsion Laboratory (JPL) Information Session | Workforce Development - Student Internship Recruitment | NASA/Jet Propulsion Laboratory (JPL) | LK Downing Hall Atrium, CEA, Howard University | 10/31/2019 | | 0 | 100 | 0 | 100 |
| NASA/Jet Propulsion Laboratory (JPL) Tech Talk | Tech Talk | NASA/Jet Propulsion Laboratory (JPL) | HUIRB | 10/31/2019 | | 0 | 30 | 0 | 30 |
| How to do Business with AFOSR (Air Force Office of Science Research) - Best Practices Workshop | Department of Defense Grants and Contracts Workshop | Air Force Office of Scientific Research | BRICC, Arlington, VA | 10/28/2019 | | 5 | 0 | 0 | 5 |
| NASA/Jet Propulsion Laboratory (JPL) HBCU/MSI Outreach Initiative | Federal Contract Workshop | NASA/Jet Propulsion Laboratory (JPL) | Jet Propulsion Laboratory, Pasadena, CA | 7/29/2019 | 8/1/2019 | 2 | 0 | 0 | 2 |
| Accounting Research Group Information Session | Grant Workshop - Finding Funding, Proposal Development and Submission Guidelines | Office of Research | Deans Conference Room, SOB, Howard University | 11/1/2019 | | 8 | 0 | 0 | 8 |
| Washington Regional Association of Grantmakers (WRAG) Trustee & CEO Reception | Philanthropic Grants Reception | Washington Regional Association of Grantmakers | Founders Library Browsing Room | 9/17/2019 | | 15 | 5 | 75 | 95 |
| MSI Research Development Consortium (MSRDC) Faculty Forum | Federal (Department of Defense) Contracts Workshop | MSRDC | HUIRB | 11/8/2019 | | 10 | 0 | 5 | 15 |
| NSF I-CORPS Faculty Commercialization workshop | Grant Workshop | OOR | | 11/15/2019 | | 4 | 1 | 0 | 5 |
| NSF ICORPS Information Session | Information Session | | HUIRB | 11/15/2019 | | 6 | 0 | 0 | 6 |
| Oak Ridge National Laboratory Collaboration Workshop: Fostering Strategic Partnerships with HBCUs and HSIs | National Laboratory Workshop | Oak Ridge National Laboratory | Oak Ridge National Laboratory | 11/19/2019 | 11/20/2019 | 3 | 2 | 0 | 5 |
| School of Communications Junior Faculty Meeting | Proposal Development Workshop | Office of Research-Research Development | | 11/21/2019 | | 8 | 0 | 0 | 8 |
| Office of Research- Research Development | Faculty Weekly Consultation Meetings | | | 1/14/2020 | 1/31/2020 | 60 | 5 | 0 | 65 |
| Capital CoLAB & BHEF Digital Technology Up/Reskilling Convening | NSF funded credentialing project meeting | Greater Washington Partnership | | 1/30/2020 | | 0 | 0 | 35 | 35 |
| NIH Office of Management All Hands Meeting | Federal Contract Development Meeting | NIH | NIH - Bethesda, MD | 2/5/2020 | | 0 | 0 | 200 | 200 |
| Office of Research-Research Development | Faculty Individual and Small Group Proposal Development Training Sessions | | The Graduate School & IRB | 2/1/2020 | 2/28/2020 | 65 | 3 | 0 | 68 |
| Greater Washington Partnership Generalist Credential Working Group | Generalist Credential Development | | NIH - Bethesda, MD | 2/5/2020 | 2/21/2020 | 5 | 0 | 0 | 5 |
| Office of Research Development Faculty (Individual and Small Group Proposal Development Meetings) | Proposal Development | | | 3/1/2020 | 3/31/2020 | 115 | 0 | 0 | 115 |
| ORD Faculty Consultation_Proposal Development Meetings | Proposal Development and Grantsmanship (Individual and Group Meetings) | OOR | | 4/1/2020 | 4/30/2020 | 112 | 0 | 0 | 112 |
| National Endowment for the Humanities NEH CARES: Cultural Organizations Meeting | NEH Information Session | OOR | | 4/28/2020 | 4/30/2020 | 15 | 0 | 0 | 15 |
| ORD Faculty Consultation- Proposal Development Meetings | Proposal Development and Grantsmanship | OOR | | 5/1/2020 | 5/31/2020 | 100 | 0 | 0 | 100 |
| NSF MCB HBCU-EIR Review Panel & Proposal Writing Workshop | Proposal Writing Workshop | NSF | | 6/2/2020 | 6/8/2020 | 20 | 0 | 0 | 20 |
| TOTAL | | | | | | 778 | 181 | 315 | 1274 |

* indicates amounts in thousands of dollars

Data Provided By: Sponsored Research and Administration Unit