

UNIVERSITY RESEARCH DASHBOARD

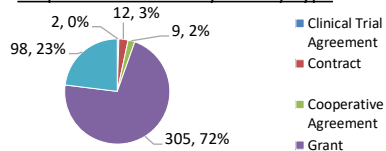
FISCAL YEAR 2021
(July 1, 2020 - March 31, 2021)

4/5/2021

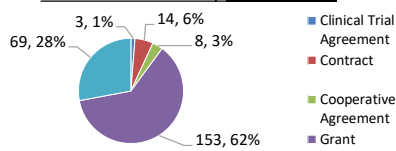
PROPOSALS PROCESSED

	March FY20 (July 1, 2019 to March 31, 2020)		March FY21 (July 1, 2020 to March 31, 2021)	
College of Arts and Sciences	83	\$ 11,826,003	105	\$ 49,098,259
College of Dentistry	10	\$ 2,120,010	6	\$ 1,149,704
College of Engineering and Architecture	73	\$ 12,243,128	82	\$ 18,634,588
College of Medicine	151	\$ 47,002,137	125	\$ 49,707,067
College of Nursing and Allied Health Sciences	8	\$ 1,520,007	7	\$ 879,587
College of Pharmacy	19	\$ 3,805,430	21	\$ 3,679,425
Graduate School	16	\$ 5,598,822	10	\$ 5,318,505
Office of the President	5	\$ 2,078,427	4	\$ 1,153,180
Office of the Provost and Chief Academic Officer	15	\$ 4,659,436	17	\$ 11,091,030
School of Business	5	\$ 1,103,911	12	\$ 7,982,328
School of Communications	2	\$ 403,900	6	\$ 2,812,077
School of Divinity	1	\$ 4,000	2	\$ 400,000
School of Education	15	\$ 3,972,634	18	\$ 2,312,301
School of Law	1	\$ 80,001	3	\$ 329,060
School of Social Work	6	\$ 1,297,710	5	\$ 1,074,040
Grand Total	410	\$ 97,715,556	423	\$ 155,621,151

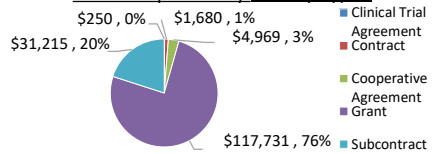
Proposals Processed by Activity Type



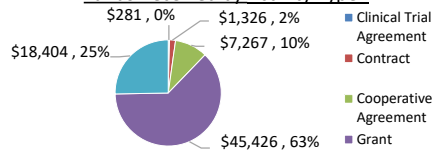
Awards Processed by Activity Type



Funds Requested by Activity Type*



Funds Received by Activity Type*



AWARDS PROCESSED

	March FY20 (July 1, 2019 to March 31, 2020)		March FY21 (July 1, 2020 to March 31, 2021)	
College of Arts and Sciences	31	\$ 3,633,451	41	\$ 10,841,293
College of Dentistry	4	\$ 593,858	5	\$ 1,271,543
College of Engineering and Architecture	34	\$ 4,229,443	40	\$ 7,192,331
College of Medicine	71	\$ 12,574,800	93	\$ 27,973,565
College of Nursing and Allied Health Sciences	2	\$ 14,760	2	\$ 371,753
College of Pharmacy	14	\$ 3,189,851	16	\$ 6,520,857
Graduate School	4	\$ 3,488,651	8	\$ 870,652
Office of the President	2	\$ 1,044,325	2	\$ 273,205
Office of the Provost and Chief Academic Officer	10	\$ 5,979,228	15	\$ 10,429,567
School of Business	0	\$ -	3	\$ 531,176
School of Communications	1	\$ 120,843	2	\$ 1,762,874
School of Divinity	1	\$ 4,000	2	\$ 1,057,034
School of Education	5	\$ 1,151,414	12	\$ 2,726,089
School of Law	2	\$ 195,208	4	\$ 428,560
School of Social Work	3	\$ 523,763	2	\$ 452,543
Grand Total	184	\$ 36,743,595	247	\$ 72,703,042

School/College	Active PIs
College of Arts and Sciences	61
College of Dentistry	6
College of Engineering and Architecture	28
College of Medicine	60
College of Nursing and Allied Health Sciences	6
College of Pharmacy	16
Graduate School	9
Office of the President	2
Office of the Provost and Chief Academic Officer	7
School of Business	6
School of Communications	6
School of Divinity	4
School of Education	18
School of Law	2
School of Social Work	3
Grand Total	229

TOP 10 HBCU COMPARISON FOR THE PERIOD OF JULY 1, 2019 TO MARCH 31, 2020			
NIH			
Rank	Institution Awarded	Amount Awarded	Awards
1	Meharry Medical College	\$ 13,530,129	25
2	Morgan State University	\$ 13,329,863	15
3	Xavier University of Louisiana	\$ 10,889,219	14
4	Florida A&M University	\$ 8,635,063	22
5	Delaware State University	\$ 4,034,674	7
6	Clark Atlanta University	\$ 3,040,080	16
7	Howard University	\$ 2,987,253	12
8	Morehouse School of Medicine	\$ 2,430,242	7
9	Morehouse College	\$ 1,789,870	5
10	North Carolina A&T State University	\$ 1,008,671	3
TOP 10 HBCU COMPARISON FOR THE PERIOD OF JULY 1, 2020 TO MARCH 31, 2021			
NIH			
Rank	Institution Awarded	Amount Awarded	Awards
1	Howard University	\$ 11,390,535	36
2	Florida A&M University	\$ 7,935,901	20
3	Morehouse School of Medicine	\$ 7,649,822	22
4	Morgan State University	\$ 6,658,868	15
5	Delaware State University	\$ 6,403,284	14
6	Meharry Medical College	\$ 6,396,175	21
7	Jackson State University	\$ 4,667,822	9
8	Clark Atlanta University	\$ 4,381,872	11
9	North Carolina A&T State University	\$ 1,380,633	5
10	Xavier University of Louisiana	\$ 898,152	5

TOP 10 HBCU COMPARISON FOR THE PERIOD OF JULY 1, 2019 TO MARCH 31, 2020			
NSF			
Rank	Institution Awarded	Amount Awarded	Awards
1	Prairie View A&M University	\$ 3,920,878	4
2	Howard University	\$ 3,167,682	10
3	Virginia State University	\$ 2,587,963	2
4	Florida A&M University	\$ 2,426,085	6
5	Tennessee State University	\$ 2,301,770	5
6	Jackson State University	\$ 2,287,546	4
7	North Carolina A&T State University	\$ 1,921,359	10
8	Morgan State University	\$ 1,541,217	3
9	Delaware State University	\$ 1,492,727	3
10	Clark University	\$ 1,450,143	6
TOP 10 HBCU COMPARISON FOR THE PERIOD OF JULY 1, 2020 TO MARCH 31, 2021			
NSF			
Rank	Institution Awarded	Amount Awarded	Awards
1	North Carolina A&T State University	\$ 5,247,396	10
2	Howard University	\$ 3,703,007	12
3	Morgan State University	\$ 3,553,614	7
4	Florida A&M University	\$ 2,408,890	6
5	Tennessee State University	\$ 1,912,226	7
6	Morehouse College	\$ 1,839,642	2
7	Prairie View A&M University	\$ 1,528,237	5
8	St. Philip's College	\$ 1,500,000	1
9	Jackson State University	\$ 1,364,659	4
10	University of the Virgin Islands	\$ 1,309,378	2

TOP 10 HBCU COMPARISON FOR THE PERIOD OF JULY 1, 2019 TO MARCH 31, 2020			
NIH and NSF			
Rank	Institution Awarded	Amount Awarded	Awards
1	Morgan State University	\$ 14,871,080	18
2	Meharry Medical College	\$ 13,530,129	25
3	Xavier University of Louisiana	\$ 11,223,983	15
4	Florida A&M University	\$ 11,061,148	28
5	Howard University	\$ 6,154,935	22
6	Delaware State University	\$ 5,527,401	10
7	Prairie View A&M University	\$ 3,920,878	4
8	Clark Atlanta University	\$ 3,040,080	16
9	North Carolina A&T State University	\$ 2,930,030	13
10	Virginia State University	\$ 2,587,963	2
TOP 10 HBCU COMPARISON FOR THE PERIOD OF JULY 1, 2020 TO MARCH 31, 2021			
NIH and NSF			
Rank	Institution Awarded	Amount Awarded	Awards
1	Howard University	\$ 15,093,542	48
2	Florida A&M University	\$ 10,344,791	26
3	Morgan State University	\$ 10,212,482	22
4	Morehouse School of Medicine	\$ 7,649,822	22
5	Delaware State University	\$ 7,434,624	17
6	North Carolina A&T State University	\$ 6,628,029	15
7	Meharry Medical College	\$ 6,592,559	22
8	Jackson State University	\$ 6,032,481	13
9	Clark Atlanta University	\$ 4,431,730	12
10	Morehouse College	\$ 1,925,647	3

* indicates amounts in thousands of dollars

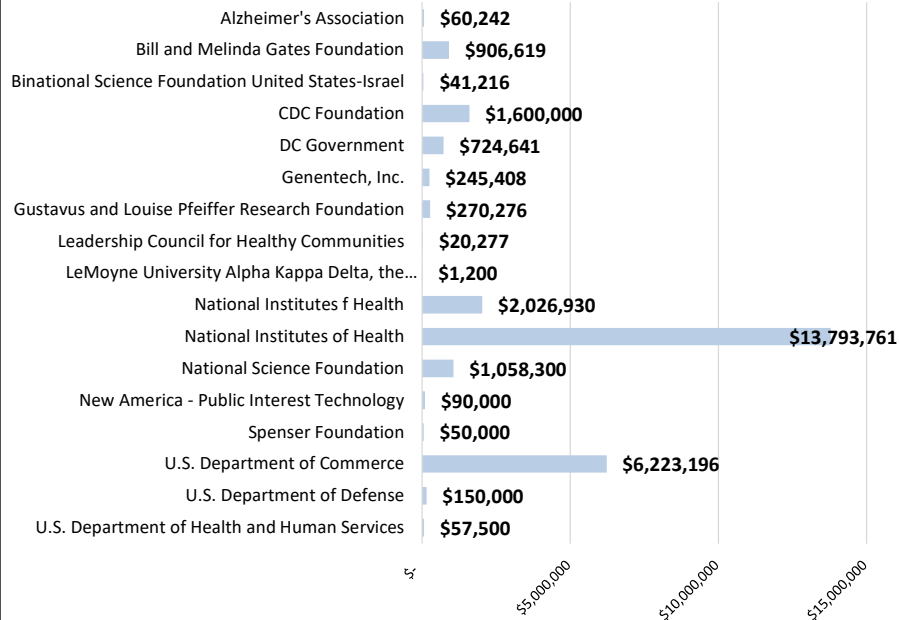
Data Provided By: Sponsored Research and Administration Unit

UNIVERSITY RESEARCH DASHBOARD

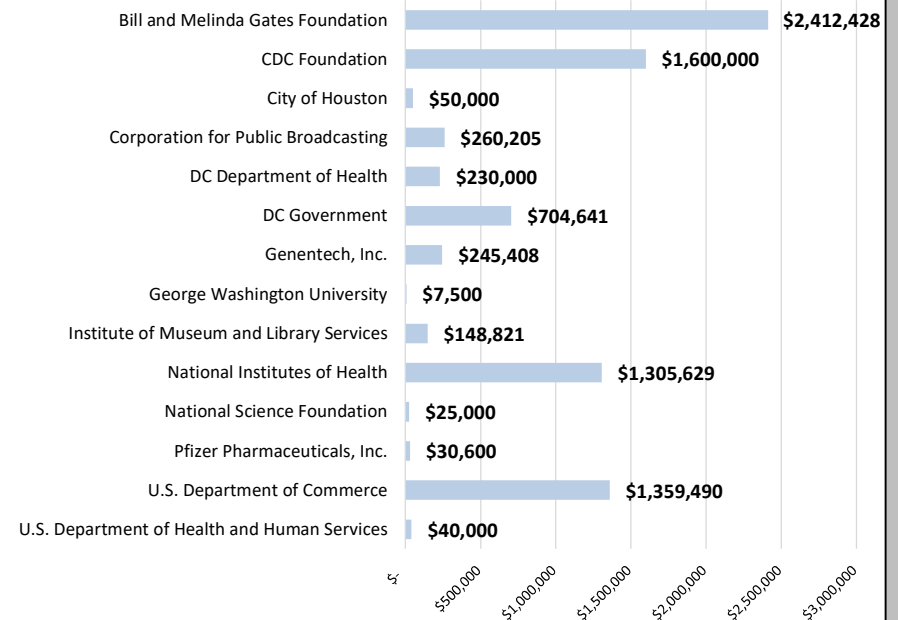
FISCAL YEAR 2021
(July 1, 2020 - March 31, 2021)

4/5/2021

Funding Sources of Proposed COVID-19 Projects



Funding Sources of Funded COVID-19 Projects



PI	Project Title	Funding Source	COVID-19 Funding Type	Amount Requested
Proposals				\$ 27,319,566
Adams, Terri M.	NCAS-M Ceiling Funding Increase to NOAA Educational Partnership Program with Minority Serving Institutions Cooperative Science Center	U.S. Department of Commerce		\$ 6,223,196
Amoo, Michaela E.	Pilot Projects for the ARLIS Intelligence Universities for Security (IntelUS) Academic Consortia - AI/ML Systems Engineering Workbench - Project 4	U.S. Department of Defense		\$ 150,000
Byerly, Carolyn M.	CDC Foundation COVID-19 Stigma Project	CDC Foundation		\$ 1,600,000
Cosby Jr., Robert L.	Developing a Project Evaluation for the Virtual Health Ministry Program (VHM) in the District of Columbia	Leadership Council for Healthy Communities		\$ 20,277
Cramer, Emily	Reducing Stress While Navigating Virtual Learning: Transformative Technology to Help Minority Students Stay Afloat	National Science Foundation		\$ 675,506
Delgado Vela, Jeseth	Wastewater as A Comprehensive Tool to Mitigate the Spread of COVID-19	National Institutes of Health		\$ 159,506
Elbedour, Salman	Covid-19, Psychological Trauma and Resiliency Among Israeli Bedouin Children and Adolescents of African Descent and American Children and Adolescents of African Decent: a Bilateral Cross Cultural Comparative Study	Binational Science Foundation United States-Israel		\$ 41,216
Ferdous, Farhana	Development of a Reliable and Valid Spatial Environment Assessment tool (SEAL) to Promote Social Connectedness in Long-term Care Facilities	Alzheimer's Association		\$ 60,242

UNIVERSITY RESEARCH DASHBOARD

FISCAL YEAR 2021
(July 1, 2020 - March 31, 2021)

4/5/2021

PI	Project Title	Funding Source	COVID-19 Funding Type	Amount Requested
Proposals				\$ 27,319,566
Filipeanu, Catalin	COVID-19 AT1R-ACE2 Strategy	National Institutes of Health		\$ 309,000
Hall Brown, Tyish S.	COVID-19 Building Resiliency and Recovery Grant	U.S. Department of Health and Human Services		\$ 57,500
Hayes, Jennifer M	Physical Simulation and Deep Learning to Assess the Effect of SARS-CoV-2 Mutations on Remdesivir	National Institutes of Health		\$ 84,525
Hazzazi, Noha M.	Exposing and Confronting Misinformation on COVID-19 and its Impact on Minority Communities	New America - Public Interest Technology		\$ 90,000
King, Eleanor M.	Critical Conversations: Key Issues for Discussing Race in America	LeMoyne University Alpha Kappa Delta, the International Sociology Honor		\$ 1,200
Kobayashi, Ihori	Administrative Supplement to K01MH110647 That was Significantly Impacted by the COVID-19 Pandemic	National Institutes of Health		\$ 53,136
Kumari, Namita	Immunomodulation by Iron Chelation and Hemolysis to Prevent COVID-19 Disease Severity	National Institutes of Health		\$ 154,500
Lee, Dexter L.	Sex-specific Modulation of ACE2 in Susceptibility to SARS-CoV-2 Pathology	National Institutes of Health		\$ 5,438,886
Lee, Dexter L.	The Effects of SARS-CoV-2 on the Kidney	National Institutes of Health		\$ 55,010
Mahgoub, Siham	A Phase 3, Randomized, Observer-Blinded, Placebo- Controlled Study to Evaluate the Efficacy, Safety, and Immunogenicity of a SARS-CoV-2 Recombinant Spike Protein	National Institutes of Health		\$ 1,684,050
Mahgoub, Siham	COVID-19 Prevention Network (CoVPN) Site Preparedness Funding - Washington, DC Protocol-Specific Site	National Institutes of Health		\$ 293,071
Mahgoub, Siham	Preparation for CoVPN/HTVN Trial Instillation	National Institutes of Health		\$ 197,267
Mellman, Thomas A.	Response to Notice of Special Interest from the National Institute of Health to NOT-OD-20-121 - Limited Competition for Emergency Competitive Revisions for Community-Engaged Research on COVID-19 Testing among Underserved and/or Vulnerable Populations	National Institutes of Health		\$ 1,351,184
Mighty, Hugh E.	COVID-19: Just Project - Howard University	Bill and Melinda Gates Foundation		\$ 775,000
Nwulia, Evaristus A.	Development and Evaluation of Computerized Rapid Smell Test by Evon Medics (EMRAST)	National Institutes of Health		\$ 69,999
Obisesan, Thomas O.	Alzheimer's Clinical Trials Consortium (ACTC) - COVID-19 Supplement	National Institutes of Health		\$ 30,000
Obisesan, Thomas O.	Evaluation of the Reliability and Validity of Computerized Rapid Smell Test by Evon Medics (EMRAST) for Quantitative Screening of COVID-19 Specific Smell Loss	National Institutes of Health		\$ 154,500
Obisesan, Thomas O.	Hayes Senior Wellness Center	DC Government		\$ 704,641
Obisesan, Thomas O.	Supplement to Development and Evaluation of Computerized Olfactory Training Program (COT) for Cognitive Decline in Preclinical and Early Alzheimer's Disease (AD)	National Institutes of Health		\$ 77,250
Okunji, Priscilla O.	Utilizing Innovative Education to Improve Reproductive Health & Related COVID-19 Risk Factors Among Africans Residing in DC Area	DC Government		\$ 20,000

UNIVERSITY RESEARCH DASHBOARD

FISCAL YEAR 2021
(July 1, 2020 - March 31, 2021)

4/5/2021

PI	Project Title	Funding Source	COVID-19 Funding Type	Amount Requested
Proposals				\$ 27,319,566
Scott, Elsie L.	COVID-19 Impact in the HBCU Community	Bill and Melinda Gates Foundation		\$ 131,619
Sherif, Zaki A.	Host Genetics and Microbiota As Determinants of COVID-19 Severity and Post-Acute Sequela Manifestations	National Institutes of Health		\$ 2,026,930
Southerland, William M.	Differential Biological Pathways with COVID-19 Disease Severity in African Americans: Role of Genetic Susceptibility	National Institutes of Health		\$ 190,400
Southerland, William M.	Differential Biological Pathways with COVID-19 Disease Severity in African Americans: Role of Genetic Susceptibility	National Institutes of Health		\$ 190,400
Southerland, William M.	Howard University Research Center for Minority Health and Health Disparities(main) Social, Ethical, and Behavioral Implications (SEBI) Research on COVID-19 Testing among Underserved and/or Vulnerable Populations	National Institutes of Health		\$ 618,000
Southerland, William M.	Social, Ethical, and Behavioral Implications (SEBI) Research on COVID-19 Testing Among Underserved and/or Vulnerable Populations	National Institutes of Health		\$ 618,000
Southerland, William M.	Urgent Grassroots Black Community COVID Vaccine Clinical Trials Recruitment Initiative	National Institutes of Health		\$ 154,500
Stanford, Shameka N.	A Multidisciplinary Conference Supporting the Special Education Needs of Black Youth with Disabilities During a Pandemic and Social Unrest	Spenser Foundation		\$ 50,000
Tang, Qiyi	A Cytomegalovirus-vectored Vaccine Targeting Multiple Proteins Against COVID-19	National Institutes of Health		\$ 225,000
Tang, Qiyi	Functional and Mechanistic Studies of SARS-CoV-2-derived Circular RNAs in the Pathogenesis of COVID-19	National Institutes of Health		\$ 123,600
Tang, Qiyi	Targeting SARS-CoV-2 Spike Protein by ACE2- and TMPRSS2-derived Peptides Against COVID-19	National Institutes of Health		\$ 769,410
Teng, Shaolei	Integrative Bioinformatics Platform for Coronavirus Mutation Analysis and Peptide Design	National Institutes of Health		\$ 375,654
Teng, Shaolei	Systemic Effects of Mutations on Coronavirus Protein Structures and Functions	National Science Foundation		\$ 137,540
Tyree, Tia	HDR Institute: The Social Genome Institute for Harnessing Data, Modeling and Action on Emergent Social Phenomena	National Science Foundation		\$ 76,226
Ullah, Hemayet	Development of Host-targeted Broad Spectrum Anti Coronaviral Compounds Targeting the Functional Interaction of SARS-Cov2 Nsp1 and RACK1-IRES Axis	National Institutes of Health		\$ 97,290
Wang, Xiang S.	Physical Simulation and Deep Learning to Assess the Effect of SARS-CoV-2 Mutations on Remdesivir	National Institutes of Health		\$ 84,525
Wei, Tao	Biophysical and Colloidal Mechanisms of COVID-19 Transmission via Aerosols	National Institutes of Health		\$ 123,600
Wei, Tao	Collaborative Research: Aerosol Deposition in the Lung and its Contribution to the Transmission of SARS-CoV-2	National Science Foundation		\$ 41,999
Wei, Tao	Exogenous Surfactant Therapy for COVID-19 Treatment	Gustavus and Louise Pfeiffer Research Foundation		\$ 270,276
Wilcox, Ronald D.	A Randomized, Double-Blind, Placebo Controlled, Multicenter Study to Evaluate the Efficacy and Safety of Tocilizumab in Hospitalized Patients with COVID-19 Pneumonia	Genentech, Inc.		\$ 245,408
Yakubu, Abdul-Aziz	Modeling Race and Age in Ongoing COVID-19 Pandemic	National Science Foundation		\$ 127,029
Yazdani, Hessam	Understanding Role of Air Pollutants in Airborne and Surface Transmissions of COVID-19	National Institutes of Health		\$ 111,498

* indicates amounts in thousands of dollars

Data Provided By: Sponsored Research and Administration Unit

UNIVERSITY RESEARCH DASHBOARD

FISCAL YEAR 2021
(July 1, 2020 - March 31, 2021)

4/5/2021

PI	Project Title	Funding Source	COVID-19 Funding Type	Amount Requested
Awards				\$ 8,419,722
Adams, Terri M.	NCAS-M's Response to Impact of COVID-19 on Student Progress	U.S. Department of Commerce		\$ 1,359,490
Byerly, Carolyn M.	CDC Foundation COVID-19 Stigma Project	CDC Foundation		\$ 1,600,000
Daftary, Monika N.	Ryan White HIV/AIDS Program AETC COVID-19 Response	U.S. Department of Health and Human Services		\$ 40,000
Delgado Vela, Jeseth	RCN: Wastewater Surveillance of SARS-CoV-2	National Science Foundation		\$ 25,000
Delgado Vela, Jeseth	Wastewater Monitoring for Coronavirus Contamination	City of Houston		\$ 50,000
Eron, Abby	Howard University Gallery of Art COVID-19 Response: African American Collection Online Discovery and Accessibility Learning Initiative	Institute of Museum and Library Services		\$ 148,821
Haj, Lama	FY 2020 Stabilization Funds	Corporation for Public Broadcasting		\$ 260,205
Hall Brown, Tyish S.	Promoting Resiliency and Recovery 2: An Mergency Grant to Address Mental Health and Substance Use Disorders During Covid-19	DC Department of Health		\$ 155,000
Hall Brown, Tyish S.	Promoting Resiliency and Recovery 2: An Mergency Grant to Address Mental Health and Substance Use Disorders During Covid-19	DC Department of Health		\$ 75,000
Mahgoub, Siham	COVID-19 Prevention Network (CoVPN) Site Preparedness Funding - Washington, DC Protocol-Specific Site	National Institutes of Health		\$ 339,378
Mighty, Hugh E.	COVID-19: Just Project - Howard University	Bill and Melinda Gates Foundation		\$ 775,000
Mighty, Hugh E.	COVID-19: Just Project - Howard University	Bill and Melinda Gates Foundation		\$ 1,500,000
Obisesan, Thomas O.	Hayes Senior Wellness Center	DC Government		\$ 704,641
Retta, Tamrat M.	A Randomized, Double-blind, Placebo-Controlled Trial to Evaluate the Efficacy of Ramipril to Prevent ICU Admission, Mechanical Ventilation or Death in Persons with COVID-19	Pfizer Pharmaceuticals, Inc.		\$ 30,600
Rungkitwattanagul, Dhakrit	Characteristics and Outcomes of HIV-infected Patients with COVID-19	George Washington University		\$ 7,500
Scott, Elsie L.	COVID-19 Impact in the HBCU Community	Bill and Melinda Gates Foundation		\$ 137,428
Southerland, William M.	Howard University Research Center for Minority Health and Health Disparities(main) Social, Ethical, and Behavioral Implications (SEBI) Research on COVID-19 Testing among Undeserved and/or Vulnerable Populations	National Institutes of Health		\$ 618,000
Southerland, William M.	RCMI-SUPPLEMENT #4 -COVID Vaccine Clinical Trials Recruitment Initiative	National Institutes of Health		\$ 154,500
Southerland, William M.	Social, Ethical, and Behavioral Implications (SEBI) Research on COVID-19 Testing Among Undeserved and/or Vulnerable Populations	National Institutes of Health		\$ 193,751
Wilcox, Ronald D.	A Randomized, Double-Blind, Placebo Controlled, Multicenter Study to Evaluate the Efficacy and Safety of Tocilizumab in Hospitalized Patients with COVID-19 Pneumonia	Genentech, Inc.		\$ 245,408

UNIVERSITY RESEARCH DASHBOARD

FISCAL YEAR 2021
(July 1, 2020 - March 31, 2021)

4/5/2021

Research Development Events and Functions									
Function	Function Type	Organization	Location	Start Date	End Date	Faculty/ Staff	Student Attendees	Non-University Participants	Total Participants
NSF CAREER Workshop	Grant Workshop	NSF		7/15/2020	7/15/2020	15	0	0	15
Red River	Federal Contract Opportunity Meeting	Red River		10/19/2020	10/19/2020	0	0	5	5
RCMI COVID Team Science, Research, and Supplement Webinar		RAMI and OOR		10/21/2020	10/21/2020	26	0	0	26
DARPA Grantsmanship Webinar	Grantsmanship Webinar	DARPA		10/23/2020	10/23/2020	30	0	1	31
Brookhaven National Lab Meeting	Meeting	Brookhaven National Lab		10/28/2020	10/28/2020	12	0	2	14
NSF Grant Workshop	Grantsmanship Workshop	NS		10/30/2020	10/30/2020	30	0	25	55
United States Patent & Trademark Office - University Series with Director Andrei Iancu	Seminar	United States Patent & Trademark Office (USPTO)		11/19/2020	11/19/2020	30	50	5	85
The Grant Academy Workshop Series - Aiming for Grant Success: Focus on Humanities and the Social Sciences	Grant Writing Funding Opportunities	National Endowment for The Humanities Quantum Foundation		11/20/2020	11/20/2020	90	0	2	92
Brookhaven National Laboratory Research Seminar- Student and Faculty Programs	Seminar			11/30/2020	11/30/2020	45	55	2	102
RD- Faculty Consultation-Pre and Post Award	Pre-Award Proposal Development Guidance and Resources Post Award Support Faculty Individual and Group Meetings Identification of Funding Opportunities			7/1/2020	3/31/2021	1166	22	12	1200
Chan Zuckerberg Initiative Webinar	Grant Proposal Development Webinar	The Chan Zuckerberg Initiative		3/18/2021	3/18/2021	25	0	0	25
Robert Wood Johnson Evidence For Action Foundation	Grant Proposal Development Webinar	Robert Wood Johnson Foundation		3/24/2021	3/24/2021	0	52	0	52
						1469	179	54	1702

UNIVERSITY RESEARCH DASHBOARD

FISCAL YEAR 2021
(July 1, 2020 - March 31, 2021)

4/5/2021

Research Administrative Services Staff Activity (as of November 2020)

PRE-AWARD/AWARD SETUP

Proposals Received	Proposals Submitted	Awards Received	Award Set-Ups and Other Award Actions
48	35	48	73

HUMAN RESOURCES (* Information provided as of December 2020)

Positions Posted*	EPARS Completed	Candidates Identified*	Resumes sent to Hiring Managers*	Hires Onboarded*
9	256	32	50	16

EXPENDITURE TRANSACTIONS PROCESSED

Budget Revisions	Interdepartmental Charges	Payment Requests	P-Card Settlements	Requisitions	Subrecipient Invoices
60	6	85	83	113	69

LEGAL AGREEMENTS

Agreements Received	Agreements Submitted for Review	Agreements Under Negotiation	Agreements Executed	Subcontract Requests Received	Subcontracts Executed
106	24	25	75	21	22
CSA Requests Received	CSAs Executed				
37	34				

MEETINGS

Proposal Meetings	Award Kick-Off Meetings	Project Closeout Meetings	PI Meetings	Training Sessions
5	24	0	76	29

ADHOC REPORTS

Spending Reports	Closeout Reports Completed	Grants Reports Requested	Grants Reports Completed
29	0	1	1