

UNIVERSITY RESEARCH DASHBOARD

FISCAL YEAR 2021

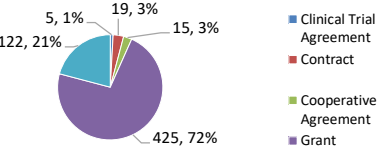
(July 1, 2020 - June 30, 2021)

7/16/2021

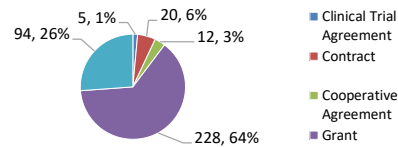
PROPOSALS PROCESSED

	June FY20 (July 1, 2019 to June 30, 2020)		June FY21 (July 1, 2020 to June 30, 2021)	
College of Arts and Sciences	120	\$ 18,089,014	137	\$ 56,195,591
College of Dentistry	17	\$ 3,849,029	14	\$ 3,786,802
College of Engineering and Architecture	101	\$ 19,036,655	121	\$ 27,796,215
College of Medicine	189	\$ 55,206,382	174	\$ 72,125,691
College of Nursing and Allied Health Sciences	10	\$ 1,609,718	9	\$ 982,354
College of Pharmacy	34	\$ 6,997,726	35	\$ 10,030,121
Graduate School	21	\$ 28,102,453	14	\$ 7,667,476
Office of the President	6	\$ 2,338,631	6	\$ 1,766,663
Office of the Provost and Chief Academic Officer	20	\$ 5,281,186	21	\$ 12,047,848
School of Business	8	\$ 2,683,756	13	\$ 8,481,731
School of Communications	4	\$ 433,900	8	\$ 3,412,077
School of Divinity	1	\$ 4,000	3	\$ 450,000
School of Education	20	\$ 5,180,599	23	\$ 4,578,059
School of Law	1	\$ 80,001	3	\$ 329,060
School of Social Work	9	\$ 1,770,224	5	\$ 1,074,040
Grand Total	561	\$ 150,663,274	586	\$ 210,723,727

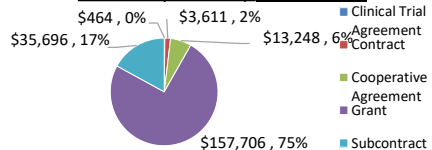
Proposals Processed by Activity Type



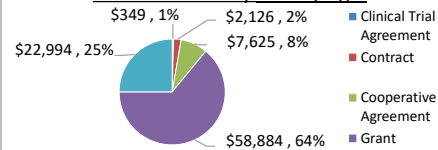
Awards Processed by Activity Type



Funds Requested by Activity Type



Funds Received by Activity Type



AWARDS PROCESSED

	June FY20 (July 1, 2019 to June 30, 2020)		June FY21* (July 1, 2020 to June 30, 2021)	
College of Arts and Sciences	39	\$ 4,228,057	82	\$ 15,727,937
College of Dentistry	5	\$ 1,042,438	8	\$ 2,107,220
College of Engineering and Architecture	44	\$ 4,681,611	56	\$ 8,970,364
College of Medicine	98	\$ 22,397,026	127	\$ 35,470,758
College of Nursing and Allied Health Sciences	2	\$ 14,760	3	\$ 594,707
College of Pharmacy	18	\$ 4,117,689	22	\$ 8,523,164
Graduate School	6	\$ 3,960,620	10	\$ 942,564
Office of the President	6	\$ 15,292,746	3	\$ 786,688
Office of the Provost and Chief Academic Officer	12	\$ 6,852,735	18	\$ 10,782,408
School of Business	1	\$ 1,280,000	3	\$ 531,176
School of Communications	1	\$ 120,843	3	\$ 1,777,874
School of Divinity	1	\$ 4,000	2	\$ 1,057,034
School of Education	7	\$ 1,953,217	16	\$ 3,823,718
School of Law	2	\$ 195,208	4	\$ 428,560
School of Social Work	3	\$ 523,763	2	\$ 452,543
Grand Total	245	\$ 66,664,713	359	\$ 91,976,715

School/College	Active PIs
College of Arts and Sciences	69
College of Dentistry	10
College of Engineering and Architecture	29
College of Medicine	63
College of Nursing and Allied Health Sciences	7
College of Pharmacy	19
Graduate School	4
Office of the President	3
Office of the Provost and Chief Academic Officer	6
School of Business	6
School of Communications	7
School of Divinity	4
School of Education	21
School of Law	2
School of Social Work	3
Grand Total	252

TOP 10 HBCU COMPARISON FOR THE PERIOD OF JULY 1, 2019 TO JUNE 30, 2020

Rank	Institution Awarded	Amount Awarded	Awards
1	Meharry Medical College	\$ 24,436,242	58
2	Morgan State University	\$ 19,873,391	22
3	Xavier University of Louisiana	\$ 16,420,127	23
4	Florida A&M University	\$ 14,678,161	30
5	Morehouse School of Medicine	\$ 14,471,468	26
6	Clark Atlanta University	\$ 13,538,296	34
7	Howard University	\$ 11,195,984	29
8	Delaware State University	\$ 4,657,475	9
9	Morehouse College	\$ 2,337,223	7
10	North Carolina A&T State University	\$ 1,895,874	6

TOP 10 HBCU COMPARISON FOR THE PERIOD OF JULY 1, 2020 TO JUNE 30, 2021

Rank	Institution Awarded	Amount Awarded	Awards
1	Meharry Medical College	\$ 17,852,992	41
2	Howard University	\$ 13,198,776	42
3	Morehouse School of Medicine	\$ 12,122,272	32
4	Florida A&M University	\$ 8,411,983	21
5	North Carolina Central University	\$ 8,029,130	15
6	Morgan State University	\$ 7,214,415	18
7	Delaware State University	\$ 6,844,565	15
8	Xavier University of Louisiana	\$ 5,776,718	12
9	Jackson State University	\$ 4,667,822	9
10	Clark Atlanta University	\$ 4,381,872	11

TOP 10 HBCU COMPARISON FOR THE PERIOD OF JULY 1, 2019 TO JUNE 30, 2020

Rank	Institution Awarded	Amount Awarded	Awards
1	Howard University	\$ 8,633,649	21
2	University of the Virgin Islands	\$ 5,820,199	3
3	North Carolina A&T State University	\$ 5,366,451	19
4	Florida A&M University	\$ 4,705,206	11
5	Prairie View A&M University	\$ 4,395,809	6
6	Jackson State University	\$ 3,829,434	8
7	Tennessee State University	\$ 3,557,612	8
8	Virginia State University	\$ 2,987,962	3
9	Norfolk State University	\$ 2,924,038	6
10	Morgan State University	\$ 2,763,878	8

TOP 10 HBCU COMPARISON FOR THE PERIOD OF JULY 1, 2020 TO JUNE 30, 2021

Rank	Institution Awarded	Amount Awarded	Awards
1	North Carolina A&T State University	\$ 8,188,845	17
2	Morgan State University	\$ 7,795,386	13
3	Howard University	\$ 5,094,071	16
4	Florida A&M University	\$ 3,849,149	10
5	Delaware State University	\$ 2,703,446	5
6	Jackson State University	\$ 2,387,037	7
7	Bowie State University	\$ 2,250,963	4
8	Tennessee State University	\$ 1,912,226	7
9	Morehouse College	\$ 1,839,642	2
10	Prairie View A&M University	\$ 1,796,895	6

TOP 10 HBCU COMPARISON FOR THE PERIOD OF JULY 1, 2019 TO JUNE 30, 2020

Rank	Institution Awarded	Amount Awarded	Awards
1	Meharry Medical College	\$ 24,436,242	58
2	Morgan State University	\$ 22,637,269	30
3	Howard University	\$ 19,829,633	50
4	Florida A&M University	\$ 19,383,367	41
5	Xavier University of Louisiana	\$ 17,046,348	25
6	Clark Atlanta University	\$ 15,622,772	44
7	Morehouse School of Medicine	\$ 14,471,468	26
8	North Carolina A&T State University	\$ 7,262,325	25
9	Delaware State University	\$ 6,899,430	13
10	University of the Virgin Islands	\$ 5,820,199	3

TOP 10 HBCU COMPARISON FOR THE PERIOD OF JULY 1, 2020 TO JUNE 30, 2021

Rank	Institution Awarded	Amount Awarded	Awards
1	Howard University	\$ 18,292,847	58
2	Meharry Medical College	\$ 18,049,376	42
3	Morgan State University	\$ 15,009,801	31
4	Morehouse School of Medicine	\$ 12,996,040	33
5	Florida A&M University	\$ 12,261,132	31
6	North Carolina A&T State University	\$ 10,445,425	28
7	Delaware State University	\$ 9,548,011	20
8	North Carolina Central University	\$ 8,681,695	18
9	Jackson State University	\$ 7,054,859	16
10	Xavier University of Louisiana	\$ 6,628,377	15

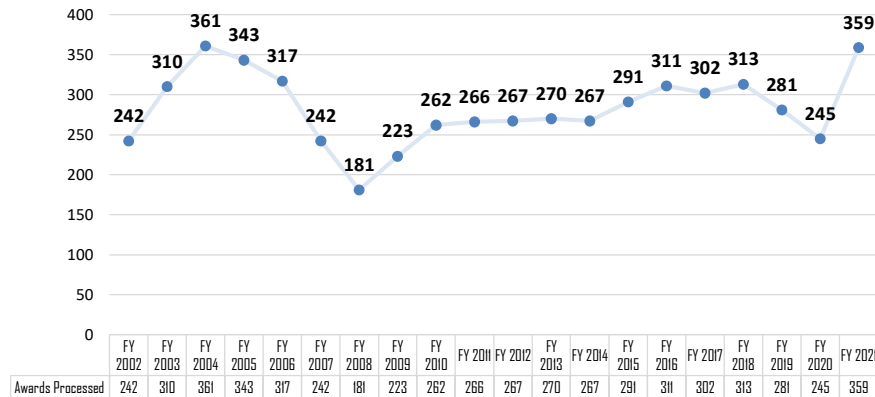
* 45 awards were non-competing continuations totaling \$9,320,569 of the total funds awarded.

UNIVERSITY RESEARCH DASHBOARD

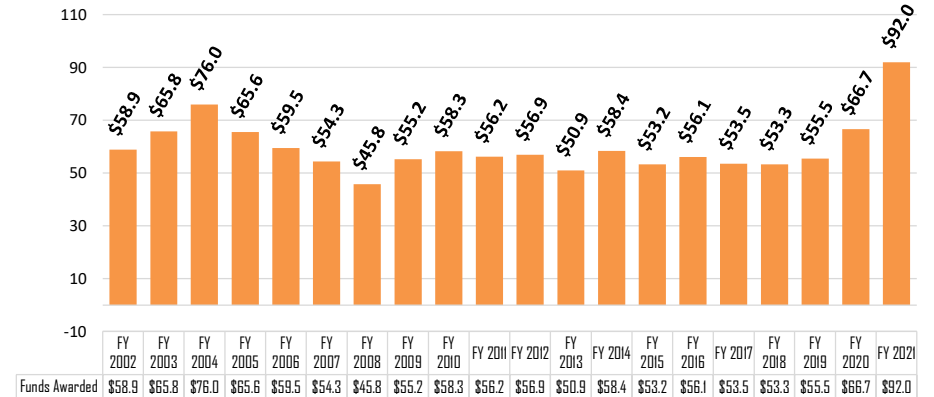
FISCAL YEAR 2021
 (July 1, 2020 - June 30, 2021)

7/16/2021

Awards Processed



Funds Awarded (Millions of Dollars)



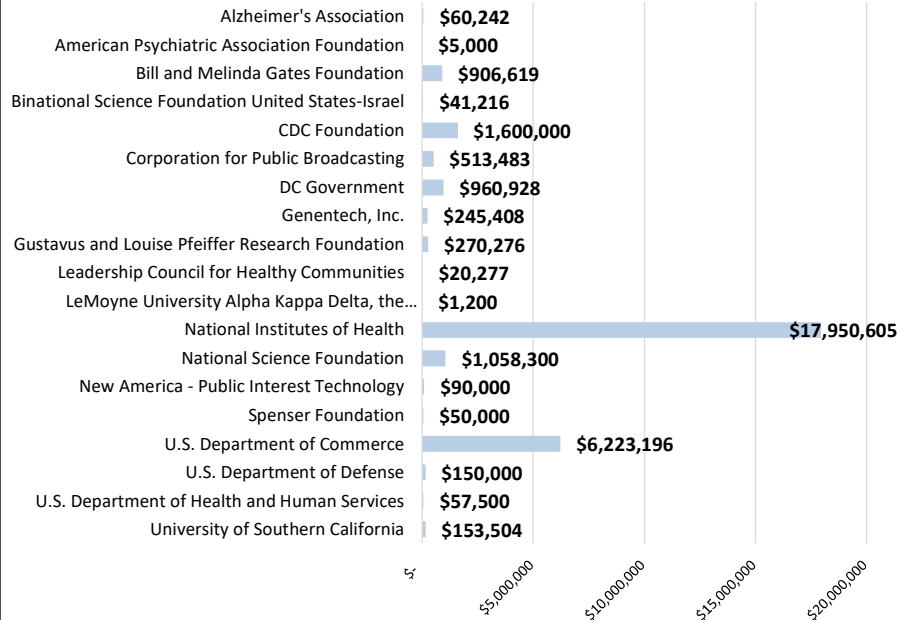
Fiscal Year	Awards Processed	Funds Awarded	Funds Awarded (Millions of Dollars)
FY 2002	242	\$58,890,657	\$58.9
FY 2003	310	\$65,823,373	\$65.8
FY 2004	361	\$76,033,799	\$76.0
FY 2005	343	\$65,563,975	\$65.6
FY 2006	317	\$59,519,071	\$59.5
FY 2007	242	\$54,342,697	\$54.3
FY 2008	181	\$45,840,900	\$45.8
FY 2009	223	\$55,203,431	\$55.2
FY 2010	262	\$58,277,982	\$58.3
FY 2011	266	\$56,156,803	\$56.2
FY 2012	267	\$56,857,130	\$56.9
FY 2013	270	\$50,949,391	\$50.9
FY 2014	267	\$58,383,335	\$58.4
FY 2015	291	\$53,213,914	\$53.2
FY 2016	311	\$56,113,832	\$56.1
FY 2017	302	\$53,500,022	\$53.5
FY 2018	313	\$53,273,980	\$53.3
FY 2019	281	\$55,453,261	\$55.5
FY 2020	245	\$66,664,713	\$66.7
FY 2021	359	\$91,976,715	\$92.0

UNIVERSITY RESEARCH DASHBOARD

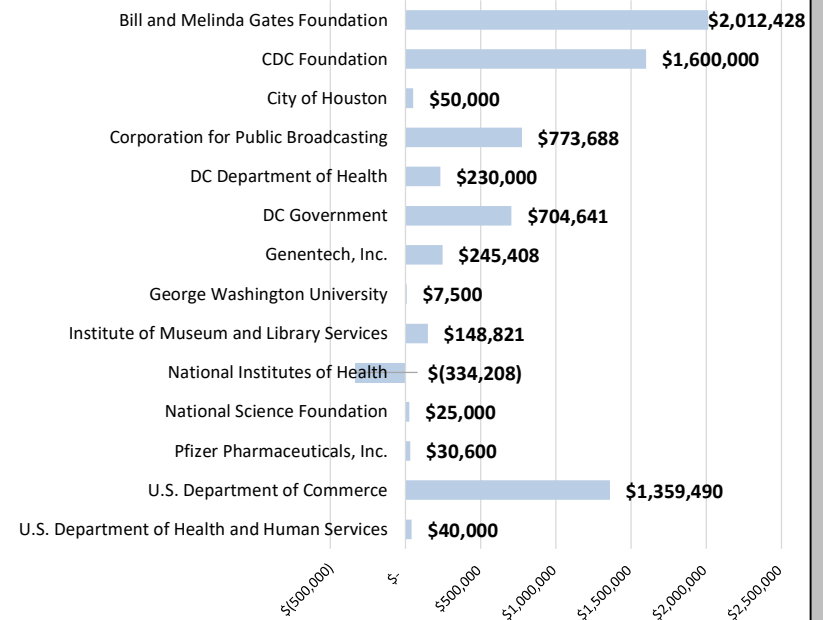
FISCAL YEAR 2021
(July 1, 2020 - June 30, 2021)

7/16/2021

Funding Sources of Proposed COVID-19 Projects



Funding Sources of Funded COVID-19 Projects



PI	Project Title	Funding Source	Amount Requested
Proposals			\$ 30,357,754
Adams, Terri M.	NCAS-M Ceiling Funding Increase to NOAA Educational Partnership Program with Minority Serving Institutions Cooperative Science Center	U.S. Department of Commerce	\$ 6,223,196
Amoo, Michaela E.	Pilot Projects for the ARLIS Intelligence Universities for Security (IntelUS) Academic Consortia - AI/ML Systems Engineering Workbench - Project 4	U.S. Department of Defense	\$ 150,000
Byerly, Carolyn M.	CDC Foundation COVID-19 Stigma Project	CDC Foundation	\$ 1,600,000
Cosby Jr., Robert L.	Developing a Project Evaluation for the Virtual Health Ministry Program (VHM) in the District of Columbia	Leadership Council for Healthy Communities	\$ 20,277
Cramer, Emily	Reducing Stress While Navigating Virtual Learning: Transformative Technology to Help Minority Students Stay Afloat	National Science Foundation	\$ 675,506
Delgado Vela, Jeseth	Wastewater as A Comprehensive Tool to Mitigate the Spread of COVID-19	National Institutes of Health	\$ 159,506
Elbedour, Salman	Covid-19, Psychological Trauma and Resiliency Among Israeli Bedouin Children and Adolescents of African Descent and American Children and Adolescents of African Decent: a Bilateral Cross Cultural Comparative Study	Binational Science Foundation United States-Israel	\$ 41,216
Ferdous, Farhana	Development of a Reliable and Valid Spatial Environment Assessment tool (SEAL) to Promote Social Connectedness in Long-term Care Facilities	Alzheimer's Association	\$ 60,242
Filipeanu, Catalin	COVID-19 AT1R-ACE2 Strategy	National Institutes of Health	\$ 309,000
Grooms, Jevay	Physician-patient Race-discordance: An Examination of the Unintended Consequences of Various Health Policies	University of Southern California	\$ 153,504

* indicates amounts in thousands of dollars

Data Provided By: Office of Research - Research Administrative Services

UNIVERSITY RESEARCH DASHBOARD

FISCAL YEAR 2021
(July 1, 2020 - June 30, 2021)

7/16/2021

PI	Project Title	Funding Source	Amount Requested
Proposals			\$ 30,357,754
Haj, Lama	American Rescue Plan Act Stabilization Grant	Corporation for Public Broadcasting	\$ 513,483
Hall Brown, Tyish S.	COVID-19 Building Resiliency and Recovery Grant	U.S. Department of Health and Human Services	\$ 57,500
Hayes, Jennifer M	Physical Simulation and Deep Learning to Assess the Effect of SARS-CoV-2 Mutations on Remdesivir	National Institutes of Health	\$ 84,525
Hazzazi, Noha M.	Exposing and Confronting Misinformation on COVID-19 and its Impact on Minority Communities	New America - Public Interest Technology	\$ 90,000
Johnson, Mark S.	COVID-19 Activities	DC Government	\$ 236,287
King, Eleanor M.	Critical Conversations: Key Issues for Discussing Race in America	LeMoyne University Alpha Kappa Delta, the International Sociology Honor Society	\$ 1,200
Kobayashi, Ihori	Administrative Supplement to K01MH110647 That was Significantly Impacted by the COVID-19 Pandemic	National Institutes of Health	\$ 53,136
Kumari, Namita	Immunomodulation by Iron Chelation and Hemolysis to Prevent COVID-19 Disease Severity	National Institutes of Health	\$ 154,500
Laurence, Brian E.	A Novel Approach to Mitigate the Inequalities in Dental Care Utilization During the COVID 19 Pandemic	National Institutes of Health	\$ 32,781
Lee, Dexter L.	Sex-specific Modulation of ACE2 in Susceptibility to SARS-CoV-2 Pathology	National Institutes of Health	\$ 5,438,886
Lee, Dexter L.	The Effects of SARS-CoV-2 on the Kidney	National Institutes of Health	\$ 55,010
Mahgoub, Siham	A Phase 3, Randomized, Observer-Blinded, Placebo- Controlled Study to Evaluate the Efficacy, Safety, and Immunogenicity of a SARS-CoV-2 Recombinant Spike Protein Nanoparticle Vaccine (SARS-CoV-2 rS) with Matrix	National Institutes of Health	\$ 1,684,050
Mahgoub, Siham	COVID-19 Prevention Network (CoVPN) Site Preparedness Funding - Washington, DC Protocol-Specific Site	National Institutes of Health	\$ 293,071
Mahgoub, Siham	Preparation for CoVPN/HTVN Trial Instillation	National Institutes of Health	\$ 197,267
Mellman, Thomas A.	APAF Helping Hands COVID Mental Health Project	American Psychiatric Association Foundation	\$ 5,000
Mellman, Thomas A.	Georgetown-Howard Universities Center for Clinical and Translational Science (GHUCCTS)	National Institutes of Health	\$ 1,235,370
Mellman, Thomas A.	Response to Notice of Special Interest from the National Institute of Health to NOT-OD-20-121 - Limited Competition for Emergency Competitive Revisions for Community-Engaged Research on COVID-19 Testing among Underserved and/or Vulnerable Populations	National Institutes of Health	\$ 1,351,184
Mighty, Hugh E.	COVID-19: Just Project - Howard University	Bill and Melinda Gates Foundation	\$ 775,000
Nwulia, Evaristus A.	Development and Evaluation of Computerized Rapid Smell Test by Evon Medics (EMRAST)	National Institutes of Health	\$ 69,999
Obisesan, Thomas O.	Alzheimer's Clinical Trials Consortium (ACTC) - COVID-19 Supplement	National Institutes of Health	\$ 30,000
Obisesan, Thomas O.	Evaluation of the Reliability and Validity of Computerized Rapid Smell Test by Evon Medics (EMRAST) for Quantitative Screening of COVID-19 Specific Smell Loss	National Institutes of Health	\$ 154,500
Obisesan, Thomas O.	Hayes Senior Wellness Center	DC Government	\$ 704,641
Obisesan, Thomas O.	Supplement to Development and Evaluation of Computerized Olfactory Training Program (COT) for Cognitive Decline in Preclinical and Early Alzheimer's Disease (AD)	National Institutes of Health	\$ 77,250
Okunji, Priscilla O.	Utilizing Innovative Education to Improve Reproductive Health & Related COVID-19 Risk Factors Among Africans Residing in DC Area	DC Government	\$ 20,000

* indicates amounts in thousands of dollars

Data Provided By: Office of Research - Research Administrative Services

UNIVERSITY RESEARCH DASHBOARD

FISCAL YEAR 2021
(July 1, 2020 - June 30, 2021)

7/16/2021

PI	Project Title	Funding Source	Amount Requested
Proposals			\$ 30,357,754
Scott, Elsie L.	COVID-19 Impact in the HBCU Community	Bill and Melinda Gates Foundation	\$ 131,619
Sharma, Sudha	Genetics of COVID-19 Susceptibility and Manifestation (Project D HU-NIHCOVID19-RMB)	National Institutes of Health	\$ 24,900
Sherif, Zaki A.	Host Genetics and Microbiota As Determinants of COVID-19 Severity and Post-Acute Sequela Manifestations	National Institutes of Health	\$ 2,026,930
Southerland, William M.	Differential Biological Pathways with COVID-19 Disease Severity in African Americans: Role of Genetic Susceptibility	National Institutes of Health	\$ 190,400
Southerland, William M.	Differential Biological Pathways with COVID-19 Disease Severity in African Americans: Role of Genetic Susceptibility	National Institutes of Health	\$ 190,400
Southerland, William M.	Howard University Research Center for Minority Health and Health Disparities(main) Social, Ethical, and Behavioral Implications (SEBI) Research on COVID-19 Testing among Undeserved and/or Vulnerable Populations	National Institutes of Health	\$ 618,000
Southerland, William M.	Social, Ethical, and Behavioral Implications (SEBI) Research on COVID-19 Testing Among Undeserved and/or Vulnerable Populations	National Institutes of Health	\$ 618,000
Southerland, William M.	Urgent Grassroots Black Community COVID Vaccine Clinical Trials Recruitment Initiative	National Institutes of Health	\$ 154,500
Stanford, Shameka N.	A Multidisciplinary Conference Supporting the Special Education Needs of Black Youth with Disabilities During a Pandemic and Social Unrest	Spenser Foundation	\$ 50,000
Tang, Qiyi	A Cytomegalovirus-vectored Vaccine Targeting Multiple Proteins Against COVID-19	National Institutes of Health	\$ 225,000
Tang, Qiyi	Functional and Mechanistic Studies of SARS-CoV-2-derived Circular RNAs in the Pathogenesis of COVID-19	National Institutes of Health	\$ 123,600
Tang, Qiyi	Targeting SARS-CoV-2 Spike Protein by ACE2- and TMPRSS2-derived Peptides Against COVID-19	National Institutes of Health	\$ 769,410
Teng, Shaolei	Bioinformatics and Experimental Studies of the Stability and Binding Affinity of SARS Spike and Human ACE2 Proteins to Reduce the COVID-19 Disparities	National Institutes of Health	\$ 747,253
Teng, Shaolei	Integrative Bioinformatics Platform for Coronavirus Mutation Analysis and Peptide Design	National Institutes of Health	\$ 375,654
Teng, Shaolei	Systemic Effects of Mutations on Coronavirus Protein Structures and Functions	National Science Foundation	\$ 137,540
Tyree, Tia	HDR Institute: The Social Genome Institute for Harnessing Data, Modeling and Action on Emergent Social Phenomena	National Science Foundation	\$ 76,226
Ullah, Hemayet	Development of Host-targeted Broad Spectrum Anti Coronaviral Compounds Targeting the Functional Interaction of SARS-Cov2 Nsp1 and RACK1-IRES Axis	National Institutes of Health	\$ 97,290
Wang, Xiang S.	Physical Simulation and Deep Learning to Assess the Effect of SARS-CoV-2 Mutations on Remdesivir	National Institutes of Health	\$ 84,525
Wei, Tao	Biophysical and Colloidal Mechanisms of COVID-19 Transmission via Aerosols	National Institutes of Health	\$ 123,600
Wei, Tao	Collaborative Research: Aerosol Deposition in the Lung and its Contribution to the Transmission of SARS-CoV-2	National Science Foundation	\$ 41,999
Wei, Tao	Exogenous Surfactant Therapy for COVID-19 Treatment	Gustavus and Louise Pfeiffer Research Foundation	\$ 270,276
Wilcox, Ronald D.	A Randomized, Double-Blind, Placebo Controlled, Multicenter Study to Evaluate the Efficacy and Safety of Tocilizumab in Hospitalized Patients with COVID-19 Pneumonia	Genentech, Inc.	\$ 245,408
Yakubu, Abdul-Aziz	Modeling Race and Age in Ongoing COVID-19 Pandemic	National Science Foundation	\$ 127,029
Yazdani, Hessam	Understanding Role of Air Pollutants in Airborne and Surface Transmissions of COVID-19	National Institutes of Health	\$ 111,498
Zhan, Xiping	Hypoxia and Aging Promote Tau Pathology Spreading and Neuroinflammation in the Alzheimer's Disease	National Institutes of Health	\$ 89,610

* indicates amounts in thousands of dollars

Data Provided By: Office of Research - Research Administrative Services

UNIVERSITY RESEARCH DASHBOARD

FISCAL YEAR 2021
(July 1, 2020 - June 30, 2021)

7/16/2021

PI	Project Title	Funding Source	Amount Requested
Awards			\$ 6,893,368
Adams, Terri M.	NCAS-M's Response to Impact of COVID-19 on Student Progress	U.S. Department of Commerce	\$ 1,359,490
Byerly, Carolyn M.	CDC Foundation COVID-19 Stigma Project	CDC Foundation	\$ 1,600,000
Daftary, Monika N.	Ryan White HIV/AIDS Program AETC COVID-19 Response	U.S. Department of Health and Human Services	\$ 40,000
Delgado Vela, Jeseth	RCN: Wastewater Surveillance of SARS-CoV-2	National Science Foundation	\$ 25,000
Delgado Vela, Jeseth	Wastewater Monitoring for Coronavirus Contamination	City of Houston	\$ 50,000
Eron, Abby	Howard University Gallery of Art COVID-19 Response: African American Collection Online Discovery and Accessibility Learning Initiative	Institute of Museum and Library Services	\$ 148,821
Filipeanu, Catalin	Targeting ACE2 Ubiquitination for Hypertension	National Institutes of Health	\$ 209,588
Haj, Lama	American Rescue Plan Act Stabilization Grant	Corporation for Public Broadcasting	\$ 513,483
Haj, Lama	FY 2020 Stabilization Funds	Corporation for Public Broadcasting	\$ 260,205
Hall Brown, Tyish S.	Promoting Resiliency and Recovery 2: An Mergency Grant to Address Mental Health and Substance Use Disorders During Covid-19	DC Department of Health	\$ 155,000
Hall Brown, Tyish S.	Promoting Resiliency and Recovery 2: An Mergency Grant to Address Mental Health and Substance Use Disorders During Covid-19	DC Department of Health	\$ 75,000
Kobayashi, Ihori	Can Blocking the Orexin System Enhance Sleep's Benefits to Therapeutic Exposure for PTSD?	National Institutes of Health	\$ 53,136
Mahgoub, Siham	COVID-19 Prevention Network (CoVPN) Site Preparedness Funding - Washington, DC Protocol-Specific Site	National Institutes of Health	\$ 339,378
Mahgoub, Siham	CoVPN 3004 Protocol Funding (PF) - Washington, DC Howard University Protocol-Specific Site	National Institutes of Health	\$ (1,902,561)
Mighty, Hugh E.	COVID-19: Just Project - Howard University	Bill and Melinda Gates Foundation	\$ 1,875,000
Obisesan, Thomas O.	Hayes Senior Wellness Center	DC Government	\$ 704,641
Retta, Tamrat M.	A Randomized, Double-blind, Placebo-Controlled Trial to Evaluate the Efficacy of Ramipril to Prevent ICU Admission, Mechanical Ventilation or Death in Persons with COVID-19	Pfizer Pharmaceuticals, Inc.	\$ 30,600
Rungkitwattanakul, Dhakrit	Characteristics and Outcomes of HIV-infected Patients with COVID-19	George Washington University	\$ 7,500
Scott, Elsie L.	COVID-19 Impact in the HBCU Community	Bill and Melinda Gates Foundation	\$ 137,428
Southerland, William M.	Howard University Research Center for Minority Health and Health Disparities(main) Social, Ethical, and Behavioral Implications (SEBI) Research on COVID-19 Testing among Undeserved and/or Vulnerable Populations	National Institutes of Health	\$ 618,000
Southerland, William M.	RCMI-SUPPLEMENT #4 -COVID Vaccine Clinical Trials Recruitment Initiative	National Institutes of Health	\$ 154,500
Southerland, William M.	Social, Ethical, and Behavioral Implications (SEBI) Research on COVID-19 Testing Among Undeserved and/or Vulnerable Populations	National Institutes of Health	\$ 193,751
Wilcox, Ronald D.	A Randomized, Double-Blind, Placebo Controlled, Multicenter Study to Evaluate the Efficacy and Safety of Tocilizumab in Hospitalized Patients with COVID-19 Pneumonia	Genentech, Inc.	\$ 245,408

* indicates amounts in thousands of dollars

Data Provided By: Office of Research - Research Administrative Services

UNIVERSITY RESEARCH DASHBOARD

FISCAL YEAR 2021
(July 1, 2020 - June 30, 2021)

7/16/2021

Research Development Events and Functions									
Function	Function Type	Organization	Location	Start Date	End Date	Faculty/ Staff	Student Attendees	Non-University Participants	Total Participants
NSF CAREER Workshop	Grant Workshop	NSF		7/15/2020	7/15/2020	15	0	0	15
Red River	Federal Contract Opportunity Meeting	Red River		10/19/2020	10/19/2020	0	0	5	5
RCMI COVID Team Science, Research, and Supplement Webinar		RAMI and OOR		10/21/2020	10/21/2020	26	0	0	26
DARPA Grantsmanship Webinar	Grantsmanship Webinar	DARPA		10/23/2020	10/23/2020	30	0	1	31
Brookhaven National Lab Meeting	Meeting	Brookhaven National Lab		10/28/2020	10/28/2020	12	0	2	14
NSF Grant Workshop	Grantsmanship Workshop	NS		10/30/2020	10/30/2020	30	0	25	55
United States Patent & Trademark Office - University Series with Director Andrei Iancu	Seminar	United States Patent & Trademark Office (USPTO)		11/19/2020	11/19/2020	30	50	5	85
The Grant Academy Workshop Series - Aiming for Grant Success: Focus on Humanities and the Social Sciences	Grant Writing Funding Opportunities	National Endowment for The Humanities Quantum Foundation		11/20/2020	11/20/2020	90	0	2	92
Brookhaven National Laboratory Research Seminar- Student and Faculty Programs	Seminar			11/30/2020	11/30/2020	45	55	2	102
RD- Faculty Consultation-Pre and Post Award	Pre-Award Proposal Development Guidance and Resources Post Award Support Faculty Individual and Group Meetings Identification of Funding Opportunities			7/1/2020	6/30/2021	1668	52	12	1732
Chan Zuckerberg Initiative Webinar	Grant Proposal Development Webinar	The Chan Zuckerberg Initiative		3/18/2021	3/18/2021	25	0	0	25
Robert Wood Johnson Evidence For Action Foundation	Grant Proposal Development Webinar	Robert Wood Johnson Foundation		3/24/2021	3/24/2021	0	52	0	52
						1971	209	54	2234

UNIVERSITY RESEARCH DASHBOARD

FISCAL YEAR 2021
(July 1, 2020 - June 30, 2021)

7/16/2021

Research Administrative Services Staff Activity (November 1, 2020 - June 30, 2021)

PRE-AWARD/AWARD SETUP

Proposals Received	Proposals Submitted	Awards Received	Award Set-Ups and Other Award Actions
62	45	52	88

HUMAN RESOURCES (* Information provided as of December 2020)

Positions Posted*	EPARS Completed	Candidates Identified*	Resumes sent to Hiring Managers*	Hires Onboarded*
15	398	54	102	58

EXPENDITURE TRANSACTIONS PROCESSED

Budget Revisions	Interdepartmental Charges	Payment Requests	PCard Exemption Requests	PCard Settlements	Purchase Requisition Exemptions
159	20	150	70	106	403
Requisitions	Subrecipient Invoices				
247	109				

LEGAL AGREEMENTS

Agreements Received	Agreements Submitted for Review	Agreements Under Negotiation	Agreements Executed	Subcontract Requests Received	Subcontracts Executed
106	24	25	75	21	22
CSA Requests Received	CSAs Executed				
37	34				

MEETINGS

Proposal Meetings	Award Kick-Off Meetings	Project Closeout Meetings	PI Meetings	Training Sessions
5	36	0	77	38

ADHOC REPORTS

Spending Reports	Closeout Reports Completed	Grants Reports Requested	Grants Reports Completed
66	16	37	37