

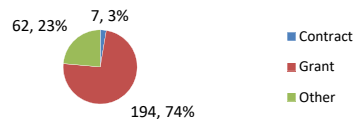
**PROPOSALS PROCESSED**

**AWARDS PROCESSED**

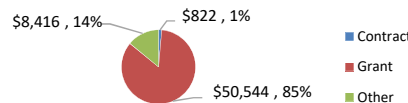
|  | January FY19<br>(July 1, 2018 to January 30, 2019) |                      | January FY20<br>(July 1, 2019 to January 30, 2020) |                      |
|--|--|----------------------|--|----------------------|
|  | Count  | Amount               | Count  | Amount               |
| College of Arts and Sciences                     | 62   | \$ 11,020,500        | 71   | \$ 10,461,311        |
| College of Dentistry                             | 1  | \$ 139,360           | 6  | \$ 633,760           |
| College of Engineering and Architecture          | 40   | \$ 6,346,643         | 59   | \$ 10,891,139        |
| College of Medicine                              | 93   | \$ 24,359,448        | 115  | \$ 31,660,014        |
| College of Nursing and Allied Health Sciences    | 5  | \$ 1,838,451         | 5  | \$ 560,007           |
| College of Pharmacy                              | 19   | \$ 2,842,621         | 11   | \$ 2,326,605         |
| Graduate School of Arts and Sciences             | 12   | \$ 6,201,881         | 12   | \$ 4,917,245         |
| Office of the President                          | 6  | \$ 361,000           | 4  | \$ 2,076,927         |
| Office of the Provost and Chief Academic Officer | 7  | \$ 2,695,636         | 12   | \$ 4,102,744         |
| School of Business                               | 1  | \$ 611,111           | 5  | \$ 1,103,911         |
| School of Communications                         | 6  | \$ 766,403           | 1  | \$ 160,900           |
| School of Divinity                               | 0  | \$ -                 | 1  | \$ 4,000             |
| School of Education                              | 6  | \$ 880,164           | 11   | \$ 3,317,634         |
| School of Law                                    | 2  | \$ 167,204           | 1  | \$ 80,001            |
| School of Social Work                            | 7  | \$ 1,369,172         | 6  | \$ 1,297,710         |
| <b>Grand Total</b>                               | <b>267</b>   | <b>\$ 59,599,594</b> | <b>320</b>   | <b>\$ 73,593,908</b> |

|  | January FY19<br>(July 1, 2018 to January 30, 2019) |                      | January FY20<br>(July 1, 2019 to January 30, 2020) |                      |
|--|--|----------------------|--|----------------------|
|  | Count  | Amount               | Count  | Amount               |
| College of Arts and Sciences                     | 25   | \$ 3,181,093         | 26   | \$ 3,386,396         |
| College of Dentistry                             | 4  | \$ 566,298           | 3  | \$ 263,858           |
| College of Engineering and Architecture          | 26   | \$ 3,699,071         | 30   | \$ 3,815,933         |
| College of Medicine                              | 34   | \$ 5,885,763         | 60   | \$ 11,754,058        |
| College of Nursing and Allied Health Sciences    | 6  | \$ 1,142,168         | 2  | \$ 14,760            |
| College of Pharmacy                              | 13   | \$ 1,451,137         | 11   | \$ 2,011,069         |
| Graduate School of Arts and Sciences             | 6  | \$ 4,718,704         | 4  | \$ 3,488,910         |
| Office of the President                          | 3  | \$ 175,000           | 2  | \$ 1,044,325         |
| Office of the Provost and Chief Academic Officer | 10   | \$ 3,192,909         | 6  | \$ 2,558,075         |
| School of Business                               | 2  | \$ 644,411           | 0  | \$ -                 |
| School of Communications                         | 4  | \$ 661,771           | 1  | \$ 120,843           |
| School of Divinity                               | 1  | \$ 48,403            | 1  | \$ 4,000             |
| School of Education                              | 8  | \$ 1,028,872         | 5  | \$ 1,151,414         |
| School of Law                                    | 2  | \$ 167,204           | 3  | \$ 310,416           |
| School of Social Work                            | 4  | \$ 898,763           | 3  | \$ 523,763           |
| <b>Grand Total</b>                               | <b>148</b>   | <b>\$ 27,461,567</b> | <b>157</b>   | <b>\$ 30,447,820</b> |

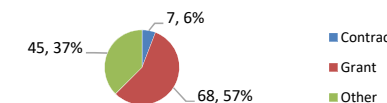
Proposals Processed by Project Type



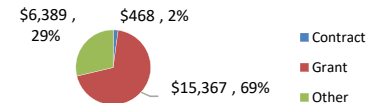
Funds Requested by Project Type\*



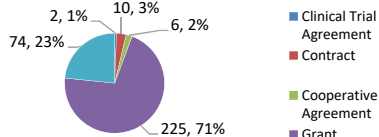
Awards Processed by Project Type



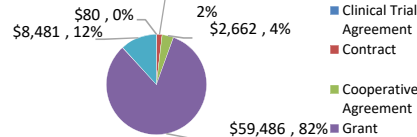
Funds Received by Project Type\*



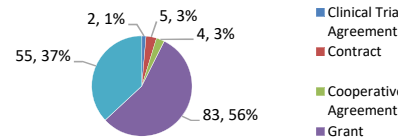
Proposals Processed by Activity Type



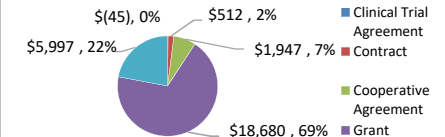
Funds Requested by Activity Type\*



Awards Processed by Activity Type



Funds Received by Activity Type\*



TOP 10 HBCU COMPARISON FOR THE PERIOD OF JULY 1, 2018 TO January 31, 2019

| NIH  |                                   |               |        |
|------|-----------------------------------|---------------|--------|
| Rank | Institution Awarded               | Amount        | Awards |
| 1    | Meharry Medical College           | \$ 14,400,947 | 29     |
| 2    | Morehouse School of Medicine      | \$ 13,522,935 | 27     |
| 3    | North Carolina Central University | \$ 11,442,020 | 25     |
| 4    | Tuskegee University               | \$ 6,003,556  | 17     |
| 5    | Texas Southern University         | \$ 5,821,198  | 9      |
| 6    | Delaware State University         | \$ 4,818,619  | 10     |
| 7    | Florida A&M University            | \$ 3,149,129  | 14     |
| 8    | South Carolina State University   | \$ 2,522,526  | 10     |
| 9    | Tennessee State University        | \$ 1,944,808  | 9      |
| 10   | Howard University                 | \$ 1,552,249  | 9      |

TOP 10 HBCU COMPARISON FOR THE PERIOD OF JULY 1, 2018 TO January 31, 2019

| NSF  |                                     |              |        |
|------|-------------------------------------|--------------|--------|
| Rank | Institution Awarded                 | Amount       | Awards |
| 1    | Howard University                   | \$ 6,975,484 | 15     |
| 2    | North Carolina A&T State University | \$ 4,909,284 | 12     |
| 3    | Morehouse College                   | \$ 4,398,804 | 6      |
| 4    | Tuskegee University                 | \$ 4,192,674 | 5      |
| 5    | North Carolina Central University   | \$ 3,451,133 | 5      |
| 6    | Hampton University                  | \$ 2,918,476 | 6      |
| 7    | Florida A&M University              | \$ 2,719,393 | 5      |
| 8    | Tennessee State University          | \$ 2,709,752 | 4      |
| 9    | Spelman College                     | \$ 2,523,855 | 7      |
| 10   | Jackson State University            | \$ 2,372,506 | 4      |

TOP 10 HBCU COMPARISON FOR THE PERIOD OF JULY 1, 2018 TO January 31, 2019

| NIH and NSF |                                     |               |        |
|-------------|-------------------------------------|---------------|--------|
| Rank        | Institution Awarded                 | Amount        | Awards |
| 1           | North Carolina Central University   | \$ 14,893,153 | 30     |
| 2           | Meharry Medical College             | \$ 14,400,947 | 29     |
| 3           | Morehouse School of Medicine        | \$ 13,522,935 | 27     |
| 4           | Tuskegee University                 | \$ 10,196,230 | 22     |
| 5           | Howard University                   | \$ 8,527,733  | 24     |
| 6           | Texas Southern University           | \$ 7,121,192  | 14     |
| 7           | North Carolina A&T State University | \$ 6,186,316  | 16     |
| 8           | Florida A&M University              | \$ 5,868,522  | 19     |
| 9           | Delaware State University           | \$ 5,752,136  | 13     |
| 10          | Tennessee State University          | \$ 4,654,560  | 13     |

TOP 10 HBCU COMPARISON FOR THE PERIOD OF JULY 1, 2019 TO January 31, 2020

| NIH  |                                     |               |        |
|------|-------------------------------------|---------------|--------|
| Rank | Institution Awarded                 | Amount        | Awards |
| 1    | Meharry Medical College             | \$ 13,500,061 | 24     |
| 2    | Morgan State University             | \$ 13,329,863 | 15     |
| 3    | Xavier University of Louisiana      | \$ 10,889,219 | 14     |
| 4    | Florida A&M University              | \$ 8,635,063  | 22     |
| 5    | Delaware State University           | \$ 4,034,674  | 7      |
| 6    | Clark Atlanta University            | \$ 3,040,080  | 16     |
| 7    | Howard University                   | \$ 2,987,253  | 12     |
| 8    | Morehouse School of Medicine        | \$ 2,430,242  | 7      |
| 9    | Morehouse College                   | \$ 1,789,870  | 5      |
| 10   | North Carolina A&T State University | \$ 1,008,671  | 3      |

TOP 10 HBCU COMPARISON FOR THE PERIOD OF JULY 1, 2019 TO January 31, 2020

| NSF  |                                     |              |        |
|------|-------------------------------------|--------------|--------|
| Rank | Institution Awarded                 | Amount       | Awards |
| 1    | Prairie View A&M University         | \$ 3,920,878 | 4      |
| 2    | Howard University                   | \$ 3,167,682 | 10     |
| 3    | Virginia State University           | \$ 2,587,963 | 2      |
| 4    | Florida A&M University              | \$ 2,426,085 | 6      |
| 5    | Tennessee State University          | \$ 2,301,770 | 5      |
| 6    | Jackson State University            | \$ 2,287,546 | 4      |
| 7    | North Carolina A&T State University | \$ 1,921,359 | 10     |
| 8    | Morgan State University             | \$ 1,541,217 | 3      |
| 9    | Delaware State University           | \$ 1,492,727 | 3      |
| 10   | Clark University                    | \$ 1,450,143 | 6      |

TOP 10 HBCU COMPARISON FOR THE PERIOD OF JULY 1, 2019 TO January 31, 2020

| NIH and NSF |                                     |               |        |
|-------------|-------------------------------------|---------------|--------|
| Rank        | Institution Awarded                 | Amount        | Awards |
| 1           | Morgan State University             | \$ 14,871,080 | 18     |
| 2           | Meharry Medical College             | \$ 13,500,061 | 24     |
| 3           | Xavier University of Louisiana      | \$ 11,223,983 | 15     |
| 4           | Florida A&M University              | \$ 11,061,148 | 28     |
| 5           | Howard University                   | \$ 6,154,935  | 22     |
| 6           | Delaware State University           | \$ 5,527,401  | 10     |
| 7           | Prairie View A&M University         | \$ 3,920,878  | 4      |
| 8           | Clark Atlanta University            | \$ 3,040,080  | 16     |
| 9           | North Carolina A&T State University | \$ 2,930,030  | 13     |
| 10          | Virginia State University           | \$ 2,587,963  | 2      |

\* indicates amounts in thousands of dollars

| Function Type  | Organization                                   | Location  | Start Date | End Date   | Faculty/ Staff | Student Attendees | Non-University Participants | Total Participants |
|--|--|---|------------|------------|----------------|-------------------|-----------------------------|--------------------|
| Training   | Howard University Office of Research           | Interdisciplinary Research Building , Howard University | 8/16/2019  |            | 98             | 0                 | 0                           | 98                 |
| Grant Proposal Development Workshop  | National Science Foundation                    | Interdisciplinary Research Building , Howard University | 9/20/2019  |            | 50             | 0                 | 0                           | 50                 |
| Faculty Grant Research Collaboration and Workforce Development Workshop          | Brookhaven National Laboratory                 | Interdisciplinary Research Building , Howard University | 9/27/2019  |            | 30             | 15                | 0                           | 45                 |
| Student Workforce Development Information Session                                | Brookhaven National Laboratory                 | Interdisciplinary Research Building , Howard University | 10/16/2019 |            | 2              | 20                | 0                           | 22                 |
| Information Session  | Office of Procurement and Contracting          | Interdisciplinary Research Building , Howard University | 10/4/2019  |            | 45             | 0                 | 0                           | 45                 |
| Workforce Development - Student Internship Recruitment                           | NASA/Jet Propulsion Laboratory ( JPL)          | LK Downing Hall Atrium, CEA, Howard University          | 10/31/2019 |            | 0              | 100               | 0                           | 100                |
| Tech Talk  | NASA/Jet Propulsion Laboratory ( JPL)          | Interdisciplinary Research Building , Howard University | 10/31/2019 |            | 0              | 30                | 0                           | 30                 |
| Department of Defense Grants and Contracts Workshop                              | Air Force Office of Scientific Research        | BRICC, Arlington, VA                                    | 10/28/2019 |            | 5              | 0                 | 0                           | 5                  |
| Federal Contract Workshop  | NASA/Jet Propulsion Laboratory ( JPL)          | Jet Propulsion Laboratory, Pasadena, CA                 | 7/29/2019  | 8/1/2019   | 2              | 0                 | 0                           | 2                  |
| Grant Workshop - Finding Funding, Proposal Development and Submission Guidelines | Office of Research                             | Deans Conference Room, SOB, Howard University           | 11/1/2019  |            | 8              | 0                 | 0                           | 8                  |
| Philanthropic Grants Reception   | Washington Regional Association of Grantmakers | Founders Library Browsing Room                          | 9/17/2019  |            | 15             | 5                 | 75                          | 95                 |
| Federal (Department of Defense) Contracts Workshop                               | MSRDC  | Interdisciplinary Research Building                     | 11/8/2019  |            | 10             | 0                 | 5                           | 15                 |
| Grant Workshop   | OOR  |   | 11/15/2019 |            | 4              | 1                 | 0                           | 5                  |
| Information Session  |  | IRB - Multipurpose Room                                 | 11/15/2019 |            | 6              | 0                 | 0                           | 6                  |
| National Laboratory Workshop   | Oak Ridge National Laboratory                  | Oak Ridge National Laboratory                           | 11/19/2019 | 11/20/2019 | 3              | 2                 | 0                           | 5                  |
| Proposal Development Workshop  | Office of Research-Research Development        |   | 11/21/2019 |            | 8              | 0                 | 0                           | 8                  |
| Faculty Weekly Consultation Meetings   |  |   | 1/14/2020  | 1/31/2020  | 60             | 5                 | 0                           | 65                 |
| NSF funded credentialing project meeting   | Greater Washington Partnership                 |   | 1/30/2020  |            | 0              | 0                 | 35                          | 35                 |
|  |  |   |            |            | <b>346</b>     | <b>178</b>        | <b>115</b>                  | <b>639</b>         |

\* indicates amounts in thousands of dollars

Data Provided By: Sponsored Research and Administration Unit