

UNIVERSITY RESEARCH DASHBOARD

FISCAL YEAR 2021

(July 1, 2020 - December 31, 2020)

1/7/2021

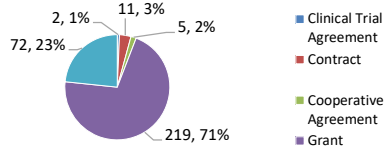
PROPOSALS PROCESSED

	December FY20 (July 1, 2019 to December 31, 2019)		December FY21 (July 1, 2020 to December 31, 2020)	
	Count	Amount	Count	Amount
College of Arts and Sciences	60	\$ 8,787,045	80	\$ 28,571,567
College of Dentistry	5	\$ 479,260	5	\$ 840,704
College of Engineering and Architecture	44	\$ 6,838,922	59	\$ 13,755,012
College of Medicine	96	\$ 26,786,293	88	\$ 38,532,239
College of Nursing and Allied Health Sciences	5	\$ 560,007	5	\$ 596,656
College of Pharmacy	11	\$ 2,326,605	15	\$ 2,990,998
Graduate School	11	\$ 4,867,245	8	\$ 4,920,336
Office of the President	1	\$ 1,024,602	1	\$ 118,988
Office of the Provost and Chief Academic Officer	9	\$ 2,921,743	13	\$ 8,797,031
School of Business	5	\$ 1,103,911	10	\$ 3,760,106
School of Communications	1	\$ 160,900	3	\$ 1,960,345
School of Divinity	1	\$ 4,000	1	\$ 250,000
School of Education	10	\$ 3,107,880	15	\$ 2,063,962
School of Law	1	\$ 80,001	3	\$ 329,060
School of Social Work	4	\$ 915,036	3	\$ 469,040
Grand Total	264	\$ 59,963,450	309	\$ 107,956,044

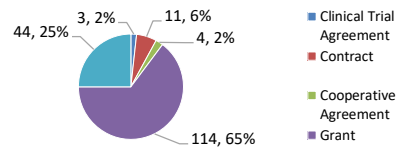
AWARDS PROCESSED

	December FY20 (July 1, 2019 to December 31, 2019)		December FY21 (July 1, 2020 to December 31, 2020)	
	Count	Amount	Count	Amount
College of Arts and Sciences	25	\$ 3,302,102	32	\$ 9,633,915
College of Dentistry	3	\$ 546,461	3	\$ 886,603
College of Engineering and Architecture	25	\$ 2,915,682	25	\$ 5,216,973
College of Medicine	49	\$ 9,691,996	63	\$ 37,859,461
College of Nursing and Allied Health Sciences	2	\$ 14,760	2	\$ 371,753
College of Pharmacy	11	\$ 2,011,069	12	\$ 5,890,887
Graduate School	4	\$ 3,488,651	6	\$ 464,482
Office of the President	0	\$ -	2	\$ 273,205
Office of the Provost and Chief Academic Officer	3	\$ 1,473,251	9	\$ 4,674,056
School of Business	0	\$ -	2	\$ 400,000
School of Communications	1	\$ 120,843	2	\$ 1,762,874
School of Divinity	1	\$ 4,000	2	\$ 1,057,034
School of Education	5	\$ 1,151,414	12	\$ 2,726,089
School of Law	2	\$ 195,208	2	\$ 218,560
School of Social Work	2	\$ 398,763	2	\$ 452,543
Grand Total	133	\$ 25,314,200	176	\$ 71,888,435

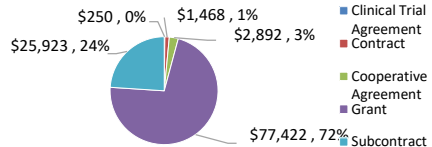
Proposals Processed by Activity Type



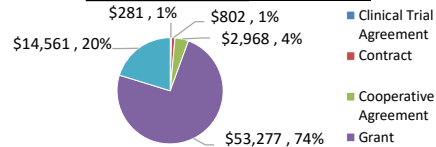
Awards Processed by Activity Type



Funds Requested by Activity Type*



Funds Received by Activity Type*



School/College	Active PIs
College of Arts and Sciences	53
College of Dentistry	5
College of Engineering and Architecture	25
College of Medicine	51
College of Nursing and Allied Health Sciences	5
College of Pharmacy	13
Graduate School	8
Office of the President	2
Office of the Provost and Chief Academic Officer	7
School of Business	5
School of Communications	4
School of Divinity	2
School of Education	17
School of Law	1
School of Social Work	3
Grand Total	196

TOP 10 HBCU COMPARISON FOR THE PERIOD OF JULY 1, 2019 TO DECEMBER 31, 2019

NIH			
Rank	Institution Awarded	Amount Awarded	Awards
1	Meharry Medical College	\$ 13,500,061	24
2	Morgan State University	\$ 13,329,863	15
3	Xavier University of Louisiana	\$ 10,793,369	13
4	Florida A&M University	\$ 8,239,015	21
5	Delaware State University	\$ 4,034,674	7
6	Clark Atlanta University	\$ 3,040,080	16
7	Howard University	\$ 2,724,603	11
8	Morehouse School of Medicine	\$ 1,805,097	5
9	Morehouse College	\$ 1,789,870	5
10	North Carolina A&T State University	\$ 1,008,671	3

TOP 10 HBCU COMPARISON FOR THE PERIOD OF JULY 1, 2019 TO DECEMBER 31, 2019

NSF			
Rank	Institution Awarded	Amount Awarded	Awards
1	Prairie View A&M University	\$ 3,920,878	4
2	Howard University	\$ 3,167,682	10
3	Virginia State University	\$ 2,587,963	2
4	Florida A&M University	\$ 2,426,085	6
5	Tennessee State University	\$ 2,301,770	5
6	Jackson State University	\$ 2,287,546	4
7	North Carolina A&T State University	\$ 1,871,359	9
8	Morgan State University	\$ 1,541,217	3
9	Clark University	\$ 1,450,143	6
10	Norfolk State University	\$ 1,449,137	2

TOP 10 HBCU COMPARISON FOR THE PERIOD OF JULY 1, 2019 TO DECEMBER 31, 2019

NIH and NSF			
Rank	Institution Awarded	Amount Awarded	Awards
1	Morgan State University	\$ 14,871,080	18
2	Meharry Medical College	\$ 13,500,061	24
3	Xavier University of Louisiana	\$ 11,128,133	14
4	Florida A&M University	\$ 10,665,100	27
5	Howard University	\$ 5,892,285	21
6	Delaware State University	\$ 5,478,778	9
7	Prairie View A&M University	\$ 3,920,878	4
8	Clark Atlanta University	\$ 3,040,080	16
9	North Carolina A&T State University	\$ 2,880,030	12
10	Virginia State University	\$ 2,587,963	2

TOP 10 HBCU COMPARISON FOR THE PERIOD OF JULY 1, 2020 TO DECEMBER 31, 2020

NIH			
Rank	Institution Awarded	Amount Awarded	Awards
1	Howard University	\$ 8,404,870	24
2	Morehouse School of Medicine	\$ 5,817,928	18
3	Delaware State University	\$ 5,741,788	12
4	Meharry Medical College	\$ 5,261,419	16
5	Jackson State University	\$ 4,459,172	8
6	Florida A&M University	\$ 2,584,007	12
7	North Carolina A&T State University	\$ 1,380,633	5
8	Morgan State University	\$ 1,056,886	6
9	Xavier University of Louisiana	\$ 791,652	4
10	Hampton University	\$ 571,387	3

TOP 10 HBCU COMPARISON FOR THE PERIOD OF JULY 1, 2020 TO DECEMBER 31, 2020

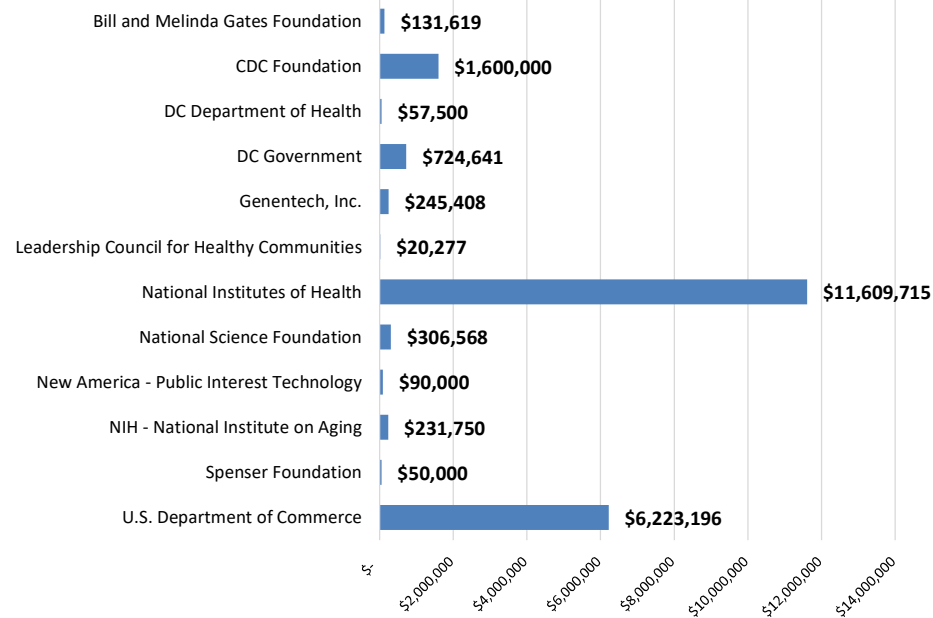
NSF			
Rank	Institution Awarded	Amount Awarded	Awards
1	North Carolina A&T State University	\$ 4,197,813	8
2	Howard University	\$ 2,831,407	9
3	Morgan State University	\$ 2,553,615	6
4	Morehouse College	\$ 1,839,642	2
5	Florida A&M University	\$ 1,750,890	3
6	Tennessee State University	\$ 1,521,197	4
7	St. Philip's College	\$ 1,500,000	1
8	University of the Virgin Islands	\$ 1,309,378	2
9	Prairie View A&M University	\$ 1,228,970	4
10	Delaware State University	\$ 1,031,340	3

TOP 10 HBCU COMPARISON FOR THE PERIOD OF JULY 1, 2020 TO DECEMBER 31, 2020

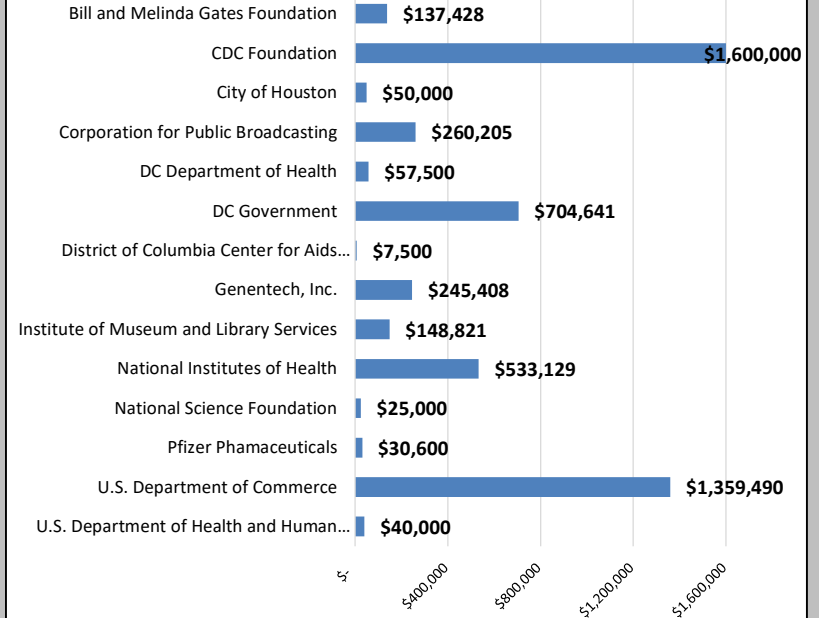
NIH and NSF			
Rank	Institution Awarded	Amount Awarded	Awards
1	Howard University	\$ 11,236,277	33
2	Delaware State University	\$ 6,773,128	15
3	Morehouse School of Medicine	\$ 5,817,928	18
4	North Carolina A&T State University	\$ 5,578,446	13
5	Meharry Medical College	\$ 5,261,419	16
6	Jackson State University	\$ 5,159,129	10
7	Florida A&M University	\$ 4,334,897	15
8	Morgan State University	\$ 3,610,501	12
9	Morehouse College	\$ 1,925,647	3
10	Tennessee State University	\$ 1,521,197	4

* indicates amounts in thousands of dollars

Funding Sources of Proposed COVID-19 Projects



Funding Sources of Funded COVID-19 Projects



PI	Project Title	Funding Source	COVID-19 Funding Type	Amount Requested
Proposals				\$ 21,557,150
Adams, Terri M.	NCAS-M Ceiling Funding Increase to NOAA Educational Partnership Program with Minority Serving Institutions Cooperative Science Center	U.S. Department of Commerce		\$ 6,223,196
Byerly, Carolyn M.	CDC Foundation COVID-19 Stigma Project	CDC Foundation		\$ 1,600,000
Cosby Jr., Robert L.	Developing a Project Evaluation for the Virtual Health Ministry Program (VHM) in the District of Columbia	Leadership Council for Healthy Communities		\$ 20,277
Delgado Vela, Jeseth	Wastewater as A Comprehensive Tool to Mitigate the Spread of COVID-19	National Institutes of Health		\$ 159,506
Elbedour, Salman	Covid-19, Psychological Trauma and Resiliency Among Israeli Bedouin Children and Adolescents of African Descent and American Children and Adolescents of African Decent: a Bilateral Cross Cultural Comparative Study	Binational Science Foundation United States-Israel		\$ 41,216
Filipeanu, Catalin	COVID-19 AT1R-ACE2 Strategy	National Institutes of Health		\$ 309,000
Hall Brown, Tyish S.	COVID-19 Building Resiliency and Recovery Grant	DC Department of Health		\$ 57,500
Hayes, Jennifer M	Physical Simulation and Deep Learning to Assess the Effect of SARS-CoV-2 Mutations on Remdesivir	National Institutes of Health		\$ 84,525
Hazzazi, Noha M.	Exposing and Confronting Misinformation on COVID-19 and its Impact on Minority Communities	New America - Public Interest Technology		\$ 90,000

UNIVERSITY RESEARCH DASHBOARD

FISCAL YEAR 2021
(July 1, 2020 - December 31, 2020)

1/7/2021

PI	Project Title	Funding Source	COVID-19 Funding Type	Amount Requested
Proposals				\$ 21,557,150
Hazzazi, Noha M.	Exposing and Confronting Misinformation on COVID-19 and its Impact on Minority Communities	New America - Public Interest Technology		\$ 90,000
King, Eleanor M.	Critical Conversations: Key Issues for Discussing Race in America	Le Moyne University Alpha Kappa Delta, the International Sociology Honor Society		\$ 1,200
Kumari, Namita	Immunomodulation by Iron Chelation and Hemolysis to Prevent COVID-19 Disease Severity	National Institutes of Health		\$ 154,500
Lee, Dexter L.	Sex-specific Modulation of ACE2 in Susceptibility to SARS-CoV-2 Pathology	National Institutes of Health		\$ 5,438,886
Lee, Dexter L.	The Effects of SARS-CoV-2 on the Kidney	National Institutes of Health		\$ 55,010
Mahgoub, Siham	A Phase 3, Randomized, Observer-Blinded, Placebo- Controlled Study to Evaluate the Efficacy, Safety, and Immunogenicity of a SARS-CoV-2 Recombinant Spike Protein Nanoparticle Vaccine (SARS-CoV-2 rS) with Matrix	National Institutes of Health		\$ 1,684,050
Mahgoub, Siham	COVID-19 Prevention Network (CoVPN) Site Preparedness Funding - Washington, DC Protocol-Specific Site	National Institutes of Health		\$ 293,071
Mahgoub, Siham	Preparation for CoVPN/HTVN Trial Instillation	National Institutes of Health		\$ 197,267
Mellman, Thomas A.	Response to Notice of Special Interest from the National Institute of Health to NOT-OD-20-121 - Limited Competition for Emergency Competitive Revisions for Community-Engaged Research on COVID-19 Testing among Underserved and/or Vulnerable Populations	National Institutes of Health		\$ 1,351,184
Nwulia, Evaristus A.	Development and Evaluation of Computerized Rapid Smell Test by Evon Medics (EMRAST)	National Institutes of Health		\$ 69,999
Obisesan, Thomas O.	Alzheimer's Clinical Trials Consortium (ACTC) - COVID-19 Supplement	National Institutes of Health		\$ 30,000
Obisesan, Thomas O.	Evaluation of the Reliability and Validity of Computerized Rapid Smell Test by Evon Medics (EMRAST) for Quantitative Screening of COVID-19 Specific Smell Loss	NIH - National Institute on Aging		\$ 154,500
Obisesan, Thomas O.	Hayes Senior Wellness Center	DC Government		\$ 704,641
Obisesan, Thomas O.	Supplement to Development and Evaluation of Computerized Olfactory Training Program (COT) for Cognitive Decline in Preclinical and Early Alzheimer's Disease (AD)	NIH - National Institute on Aging		\$ 77,250
Okunji, Priscilla O.	Utilizing Innovative Education to Improve Reproductive Health & Related COVID-19 Risk Factors Among Africans Residing in DC Area	DC Government		\$ 20,000
Scott, Elsie L.	COVID-19 Impact in the HBCU Community	Bill and Melinda Gates Foundation		\$ 131,619
Southerland, William M.	Differential Biological Pathways with COVID-19 Disease Severity in African Americans: Role of Genetic Susceptibility	National Institutes of Health		\$ 190,400
Southerland, William M.	Social, Ethical, and Behavioral Implications (SEBI) Research on COVID-19 Testing Among Underserved and/or Vulnerable Populations	National Institutes of Health		\$ 618,000
Southerland, William M.	Urgent Grassroots Black Community COVID Vaccine Clinical Trials Recruitment Initiative	National Institutes of Health		\$ 154,500
Stanford, Shameka N.	A Multidisciplinary Conference Supporting the Special Education Needs of Black Youth with Disabilities During a Pandemic and Social Unrest	Spenser Foundation		\$ 50,000

* indicates amounts in thousands of dollars

Data Provided By: Sponsored Research and Administration Unit

UNIVERSITY RESEARCH DASHBOARD

FISCAL YEAR 2021
(July 1, 2020 - December 31, 2020)

1/7/2021

PI	Project Title	Funding Source	COVID-19 Funding Type	Amount Requested
Proposals				\$ 21,557,150
Tang, Qiyi	A Cytomegalovirus-vectored Vaccine Targeting Multiple Proteins Against COVID-19	National Institutes of Health		\$ 225,000
Tang, Qiyi	Functional and Mechanistic Studies of SARS-CoV-2-derived Circular RNAs in the Pathogenesis of COVID-19	National Institutes of Health		\$ 123,600
Teng, Shaolei	Integrative Bioinformatics Platform for Coronavirus Mutation Analysis and Peptide Design	National Institutes of Health		\$ 375,654
Teng, Shaolei	Systemic Effects of Mutations on Coronavirus Protein Structures and Functions	National Science Foundation		\$ 137,540
Wang, Xiang S.	Physical Simulation and Deep Learning to Assess the Effect of SARS-CoV-2 Mutations on Remdesivir	National Institutes of Health		\$ 84,525
Wei, Tao	Biophysical and Colloidal Mechanisms of COVID-19 Transmission via Aerosols	National Institutes of Health		\$ 123,600
Wei, Tao	Collaborative Research: Aerosol Deposition in the Lung and its Contribution to the Transmission of SARS-CoV-2	National Science Foundation		\$ 41,999
Wilcox, Ronald D.	A Randomized, Double-Blind, Placebo Controlled, Multicenter Study to Evaluate the Efficacy and Safety of Tocilizumab in Hospitalized Patients with COVID-19 Pneumonia	Genentech, Inc.		\$ 245,408
Yakubu, Abdul-Aziz	Modeling Race and Age in Ongoing COVID-19 Pandemic	National Science Foundation		\$ 127,029
Yazdani, Hessem	Understanding Role of Air Pollutants in Airborne and Surface Transmissions of COVID-19	National Institutes of Health		\$ 111,498
Awards				\$ 5,354,222
Adams, Terri M.	NCAS-M's Response to Impact of COVID-19 on Student Progress	U.S. Department of Commerce		\$ 1,359,490
Byerly, Carolyn M.	CDC Foundation COVID-19 Stigma Project	CDC Foundation		\$ 1,600,000
Daftary, Monika N.	Ryan White HIV/AIDS Program AETC COVID-19 Response	U.S. Department of Health and Human Services		\$ 40,000
Delgado Vela, Jeseth	RCN: Wastewater Surveillance of SARS-CoV-2	National Science Foundation		\$ 25,000
Delgado Vela, Jeseth	Wastewater Monitoring for Coronavirus Contamination	City of Houston		\$ 50,000
Eron, Abby	Howard University Gallery of Art COVID-19 Response: African American Collection Online Discovery and Accessibility Learning Initiative	Institute of Museum and Library Services		\$ 148,821
Haj, Luma	FY 2020 Stabilization Funds	Corporation for Public Broadcasting		\$ 260,205
Hall Brown, Tyish S.	Promoting Resiliency and Recovery 2: An Mergency Grant to Address Mental Health and Substance Use Disorders During Covid-19	DC Department of Health		\$ 57,500
Mahgoub, Siham	COVID-19 Prevention Network (CoVPN) Site Preparedness Funding - Washington, DC Protocol Specific Site	National Institutes of Health		\$ 339,378
Obisesan, Thomas O.	Hayes Senior Wellness Center	DC Government		\$ 704,641
Retta, Tamrat M.	A Randomized, Double-blind, Placebo-Controlled Trial to Evaluate the Efficacy of Ramipril to Prevent ICU Admission, Mechanical Ventilation or Death in Persons with COVID-19	Pfizer Pharmaceuticals		\$ 30,600

* indicates amounts in thousands of dollars

Data Provided By: Sponsored Research and Administration Unit

UNIVERSITY RESEARCH DASHBOARD

FISCAL YEAR 2021
(July 1, 2020 - December 31, 2020)

1/7/2021

PI	Project Title	Funding Source	COVID-19 Funding Type	Amount Requested
Awards				\$ 5,354,222
Rungkitwattanakul, Dhakrit	Characteristics and Outcomes of HIV-infected Patients with COVID-19	District of Columbia Center for Aids Research (DC-CFAR)		\$ 7,500
Scott, Elsie L.	COVID-19 Impact in the HBCU Community	Bill and Melinda Gates Foundation		\$ 137,428
Southerland, William M.	RCMI-SUPPLEMENT #4 -COVID Vaccine Clinical Trials Recruitment Initiative	National Institutes of Health		\$ 154,500
Southerland, William M.	Social, Ethical, and Behavioral Implications (SEBI) Research on COVID-19 Testing Among Undeserved and/or Vulnerable Populations	National Institutes of Health		\$ 193,751
Wilcox, Ronald D.	A Randomized, Double-Blind, Placebo Controlled, Multicenter Study to Evaluate the Efficacy and Safety of Tocilizumab in Hospitalized Patients with COVID-19 Pneumonia	Genentech, Inc.		\$ 245,408

Research Development Events and Functions									
Function	Function Type	Organization	Location	Start Date	End Date	Faculty/ Staff	Student Attendees	Non-University Participants	Total Participants
ORD Faculty Consultation- Pre & Post Award	Proposal Development and Grantsmanship	OOR		7/1/2020	7/31/2020	110	12	0	122
Pre and Post Award Grant Support	Proposal Development and Grantsmanship	OOR	Washington, DC	8/1/2020	8/31/2020	122	0	12	134
Pre and Post Award Grant Support	Proposal Development and Grantsmanship	OOR	Washington, DC	9/1/2020	9/1/1931	160	0	0	160
RCMI COVID Team Science, Research, and Supplement Webinar		RAMI and OOR		10/21/2020	10/21/2020	26	0	0	26
Chan Zuckerberg Initiative Information Session	Chan Zuckerberg Initiative Information Session	Chan Zuckerberg Initiative		10/15/2020	10/15/2020	0	0	0	0
Red River	Federal Contract Opportunity Meeting	Red River		10/19/2020	10/19/2020	0	0	5	5
Robert Wood Johnson Foundation	RWJF - Evidence for Action (E4A) Information Session	Robert Wood Johnson Foundation		10/21/2020	10/21/2020	0	0	3	3
DARPA Grantsmanship Webinar	Grantsmanship Webinar	DARPA		10/23/2020	10/23/2020	20	0	1	21
NSF Grant Workshop	Grantsmanship Workshop	NS		10/30/2020	10/30/2020	40	0	25	65
Brookhaven National Lab Meeting	Meeting	Brookhaven National Lab		10/28/2020	10/28/2020	12	0	2	14
RD- Faculty Consultation- Pre and Post Award	Pre-Award Proposal Development Guidance and Resources Post Award Support - Consultant Agreements, ePARS. Requisitions Faculty Individual; and Group Meetings Identification of Funding Opportunities			10/1/2020	10/31/2020	152	0	0	152

* indicates amounts in thousands of dollars

UNIVERSITY RESEARCH DASHBOARD

FISCAL YEAR 2021
(July 1, 2020 - December 31, 2020)

1/7/2021

Research Development Events and Functions									
RD- Faculty Consultation- Pre and Post Award	Pre-Award Proposal Development Guidance and Resources Post Award Support - Consultant Agreements, ePARS. Requisitions Faculty Individual; and Group Meetings Identification of Funding Opportunities			11/1/2020	11/30/2020	117	0	0	117
Brookhaven National Laboratory Research Seminar- Student and Faculty Programs	Seminar			11-30-20		45	55	2	102
The Grant Academy Workshop Series - Aiming for Grant Success: Focus on Humanities and the Social Sciences	Grant Writing Funding Opportunities	National Endowment for The Humanities Quantum Foundation		11-20-2020		90	0	2	92
United States Patent & Trademark Office - University Series with Director Andrei Iancu	Seminar	United States Patent & Trademark Office (USPTO)		11-19-20		30	50	5	35
RD Faculty Consultation - Pre and Post Award	Pre-Award Proposal Development Guidance and Resources Post Award Support - Consultant Agreements, ePARS. Requisitions Faculty Individual; and Group Meetings Identification of Funding Opportunities			12/1/2020	12/16/2020	65	0	0	65
Fundamentals of Contracting	Workshop	NIH		12/1/2020	12/3/2020	6	0	0	6
						995	67	57	1119

* indicates amounts in thousands of dollars