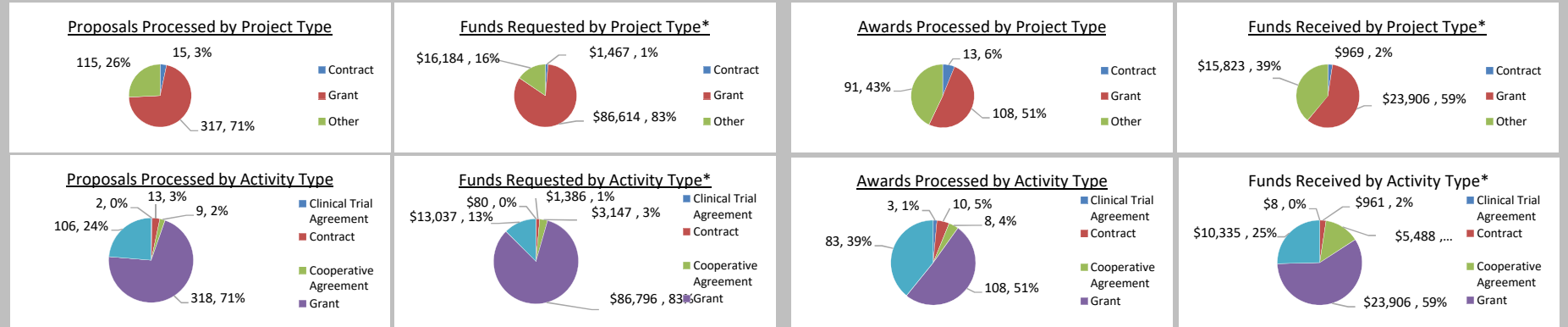


PROPOSALS PROCESSED				AWARDS PROCESSED					
		April FY19 <small>(July 1, 2018 to April 30, 2019)</small>	April FY20 <small>(July 1, 2019 to April 30, 2020)</small>			April FY19 <small>(July 1, 2018 to April 30, 2019)</small>	April FY20 <small>(July 1, 2019 to April 30, 2020)</small>		
College of Arts and Sciences	80	\$ 13,613,068	92	\$ 13,034,365	College of Arts and Sciences	35	\$ 3,977,110	36	\$ 3,792,076
College of Dentistry	4	\$ 468,080	11	\$ 2,274,010	College of Dentistry	4	\$ 566,298	4	\$ 593,858
College of Engineering and Architecture	61	\$ 11,068,688	77	\$ 12,448,128	College of Engineering and Architecture	39	\$ 4,632,274	40	\$ 4,503,112
College of Medicine	141	\$ 42,706,155	162	\$ 49,706,644	College of Medicine	66	\$ 9,818,009	81	\$ 14,655,372
College of Nursing and Allied Health Sciences	5	\$ 1,838,451	9	\$ 1,533,418	College of Nursing and Allied Health Sciences	5	\$ 1,092,584	2	\$ 14,760
College of Pharmacy	33	\$ 6,049,906	24	\$ 4,122,841	College of Pharmacy	16	\$ 2,285,748	15	\$ 3,229,689
Graduate School of Arts and Sciences	16	\$ 7,664,584	16	\$ 5,598,822	Graduate School of Arts and Sciences	7	\$ 4,754,460	5	\$ 3,822,622
Office of the President	8	\$ 1,515,024	5	\$ 2,078,427	Office of the President	4	\$ 425,000	4	\$ 1,053,825
Office of the Provost and Chief Academic Officer	11	\$ 4,186,010	18	\$ 5,325,444	Office of the Provost and Chief Academic Officer	13	\$ 6,664,981	12	\$ 6,852,735
School of Business	1	\$ 611,111	6	\$ 2,383,911	School of Business	2	\$ 644,411	0	\$ -
School of Communications	9	\$ 835,503	3	\$ 408,900	School of Communications	4	\$ 661,771	1	\$ 120,843
School of Divinity	0	\$ -	1	\$ 4,000	School of Divinity	1	\$ 48,403	1	\$ 4,000
School of Education	10	\$ 1,244,078	16	\$ 3,975,571	School of Education	11	\$ 1,233,304	6	\$ 1,336,414
School of Law	3	\$ 277,704	1	\$ 80,001	School of Law	3	\$ 277,704	2	\$ 195,208
School of Social Work	9	\$ 1,774,750	7	\$ 1,471,987	School of Social Work	4	\$ 898,763	3	\$ 523,763
Grand Total	391	\$ 93,853,112	448	\$ 104,446,469	Grand Total	214	\$ 37,980,820	212	\$ 40,698,277



TOP 10 HBCU COMPARISON FOR THE PERIOD OF JULY 1, 2018 TO April 30, 2019

NIH			
Rank	Institution Awarded	Amount	Awards
1	Meharry Medical College	\$ 14,400,947	29
2	Morehouse School of Medicine	\$ 14,125,185	30
3	North Carolina Central University	\$ 12,210,020	27
4	Tuskegee University	\$ 6,003,556	17
5	Texas Southern University	\$ 5,821,198	9
6	Delaware State University	\$ 4,818,619	10
7	Florida A&M University	\$ 3,149,129	14
8	South Carolina State University	\$ 2,522,526	10
9	Howard University	\$ 2,156,425	11
10	Tennessee State University	\$ 1,944,808	9

TOP 10 HBCU COMPARISON FOR THE PERIOD OF JULY 1, 2018 TO April 30, 2019

NSF			
Rank	Institution Awarded	Amount	Awards
1	Howard University	\$ 6,975,484	15
2	North Carolina A&T State University	\$ 6,093,915	16
3	Morehouse College	\$ 4,398,804	6
4	Tuskegee University	\$ 4,192,674	5
5	Tennessee State University	\$ 3,709,750	5
6	North Carolina Central University	\$ 3,451,133	5
7	Hampton University	\$ 2,918,476	6
8	Florida A&M University	\$ 2,719,393	5
9	Spelman College	\$ 2,621,696	8
10	Xavier University of Louisiana	\$ 2,578,401	5

TOP 10 HBCU COMPARISON FOR THE PERIOD OF JULY 1, 2018 TO MARCH 31, 2019

NIH and NSF			
Rank	Institution Awarded	Amount	Awards
1	North Carolina Central University	\$ 15,661,153	32
2	Morehouse School of Medicine	\$ 15,125,184	31
3	Meharry Medical College	\$ 14,400,947	29
4	Tuskegee University	\$ 10,196,230	22
5	Howard University	\$ 9,131,909	26
6	North Carolina A&T State University	\$ 7,370,947	20
7	Texas Southern University	\$ 7,121,192	14
8	Florida A&M University	\$ 5,868,522	19
9	Delaware State University	\$ 5,752,136	13
10	Tennessee State University	\$ 5,654,558	14

TOP 10 HBCU COMPARISON FOR THE PERIOD OF JULY 1, 2019 TO April 30, 2020

NIH			
Rank	Institution Awarded	Amount	Awards
1	Florida A&M University	\$ 14,678,161	30
2	Meharry Medical College	\$ 13,530,129	25
3	Morgan State University	\$ 13,429,491	16
4	Clark Atlanta University	\$ 11,507,688	32
5	Xavier University of Louisiana	\$ 10,995,719	15
6	Howard University	\$ 9,624,312	24
7	Delaware State University	\$ 4,657,475	9
8	Morehouse School of Medicine	\$ 3,663,724	11
9	Morehouse College	\$ 1,789,870	5
10	North Carolina A&T State University	\$ 1,008,671	3

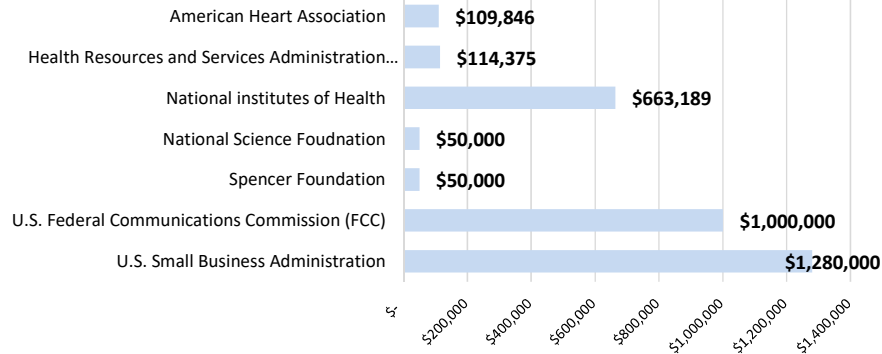
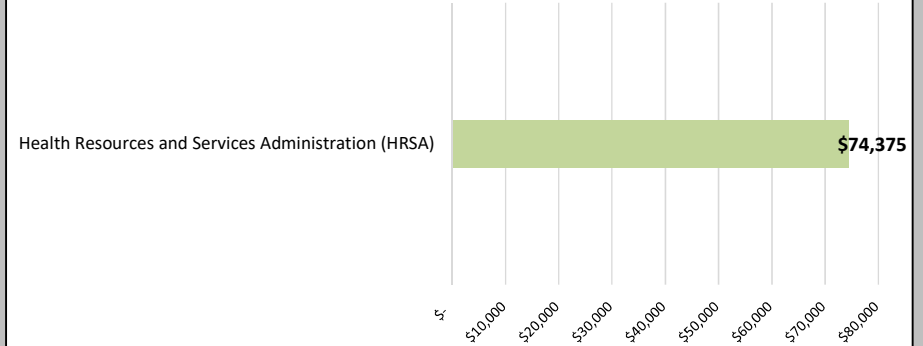
TOP 10 HBCU COMPARISON FOR THE PERIOD OF JULY 1, 2019 TO April 30, 2020

NSF			
Rank	Institution Awarded	Amount	Awards
1	Howard University	\$ 5,310,914	14
2	North Carolina A&T State University	\$ 4,229,292	15
3	Prairie View A&M University	\$ 3,995,878	5
4	Florida A&M University	\$ 2,725,966	7
5	Tennessee State University	\$ 2,708,099	6
6	Virginia State University	\$ 2,587,963	2
7	Jackson State University	\$ 2,287,546	4
8	Norfolk State University	\$ 1,924,119	4
9	Morgan State University	\$ 1,541,217	3
10	Winston-Salem State University	\$ 1,517,896	5

TOP 10 HBCU COMPARISON FOR THE PERIOD OF JULY 1, 2019 TO MARCH 31, 2020

NIH and NSF			
Rank	Institution Awarded	Amount	Awards
1	Florida A&M University	\$ 17,404,127	37
2	Morgan State University	\$ 14,970,708	19
3	Howard University	\$ 14,935,226	38
4	Meharry Medical College	\$ 13,530,129	25
5	Clark Atlanta University	\$ 11,782,628	34
6	Xavier University of Louisiana	\$ 11,330,483	16
7	Delaware State University	\$ 6,150,202	12
8	North Carolina A&T State University	\$ 5,237,963	18
9	Prairie View A&M University	\$ 3,995,878	5
10	Morehouse School of Medicine	\$ 3,663,724	11

* indicates amounts in thousands of dollars

Funding Sources of Proposed COVID-19 Projects

Funding Sources of Funded COVID-19 Projects


PI	Project Title	Funding Source	COVID-19 Funding Type	Amount Requested
Proposals				\$ 3,267,410
Daftary, Monika N.	Mid-Atlantic AIDS Education and Training Center (MAAETC) COVID-19	Health Resources and Services Administration (HRSA)	(blank)	\$ 40,000
Dawson, Kevin	FCC COVID-19 Telehealth Program Wireline Competition	U.S. Federal Communications Commission (FCC)	(blank)	\$ 1,000,000
Filipeanu, Catalin	ACE2 Internalization and COVID-19	National institutes of Health	(blank)	\$ 264,439
Harvey, Barron H.	DCSBDC COVID-19 Supplemental Budget	U.S. Small Business Administration	COVID-19 related funds – SBDC Cares ACT	\$ 1,280,000
Karla, Pradeep K.	Development of Rapid and Sensitive Lateral Flow Immunoassay Test for COVID-19	American Heart Association	(blank)	\$ 109,846
Maxwell, Celia J.	Ryan White HIV/AIDS Program Part C EIS COVID--19 Response	Health Resources and Services Administration (HRSA)	Ryan White HIV/AIDS Program Part C EIS COVID-19 Response	\$ 74,375
Tang, Qiyi	Development of A Cytomegalovirus-vectored SARS-CoV-2 Vaccine Against COVID-19	National institutes of Health	(blank)	\$ 398,750
Wang, Xiang S.	Virtual Reality Technologies to Revolutionize Remote Teaching in the COVID-19 Crisis	Spencer Foundation	(blank)	\$ 50,000
Yazdani, Hessem	RAPID: Modified Waste Plastics as Antiviral Coatings for Common Surfaces	National Science Foudnation	(blank)	\$ 50,000
Awards				\$ 74,375
Maxwell, Celia J.	Ryan White HIV/AIDS Program Part C EIS COVID--19 Response	Health Resources and Services Administration (HRSA)	Ryan White HIV/AIDS Program Part C EIS COVID-19 Response	\$ 74,375

UNIVERSITY RESEARCH DASHBOARD

FISCAL YEAR 2020

(July 1, 2019 - April 30, 2020)

5/11/2020

Function	Function Type	Organization	Location	Start Date	End Date	Faculty/ Staff	Student Attendees	Non-University Participants	Total Participants
OOR New & Continuing Faculty Orientation	Training	Howard University Office of Research	HUIRB	8/16/2019		98	0	0	98
NSF Grant Workshop	Grant Proposal Development Workshop	National Science Foundation	HUIRB	9/20/2019		50	0	0	50
Brookhaven National Laboratory Faculty Forum	Faculty Grant Research Collaboration and Workforce Development Workshop	Brookhaven National Laboratory	HUIRB	9/27/2019		30	15	0	45
Brookhaven National Laboratory Information Session	Student Workforce Development Information Session	Brookhaven National Laboratory	HUIRB	10/16/2019		2	20	0	22
Office of Procurement & Contracting Workshop	Information Session	Office of Procurement and Contracting	HUIRB	10/4/2019		45	0	0	45
NASA/Jet Propulsion Laboratory (JPL) Information Session	Workforce Development - Student Internship Recruitment	NASA/Jet Propulsion Laboratory (JPL)	LK Downing Hall Atrium, CEA, Howard University	10/31/2019		0	100	0	100
NASA/Jet Propulsion Laboratory (JPL) Tech Talk	Tech Talk	NASA/Jet Propulsion Laboratory (JPL)	HUIRB	10/31/2019		0	30	0	30
How to do Business with AFOSR (Air Force Office of Science Research) - Best Practices Workshop	Department of Defense Grants and Contracts Workshop	Air Force Office of Scientific Research	BRICC, Arlington, VA	10/28/2019		5	0	0	5
NASA/Jet Propulsion Laboratory (JPL) HBCU/MSI Outreach Initiative	Federal Contract Workshop	NASA/Jet Propulsion Laboratory (JPL)	Jet Propulsion Laboratory, Pasadena, CA	7/29/2019	8/1/2019	2	0	0	2
Accounting Research Group Information Session	Grant Workshop - Finding Funding, Proposal Development and Submission Guidelines	Office of Research	Deans Conference Room, SOB, Howard University	11/1/2019		8	0	0	8
Washington Regional Association of Grantmakers (WRAG) Trustee & CEO Reception	Philanthropic Grants Reception	Washington Regional Association of Grantmakers	Founders Library Browsing Room	9/17/2019		15	5	75	95
MSI Research Development Consortium (MSRDC) Faculty Forum	Federal (Department of Defense) Contracts Workshop	MSRDC	HUIRB	11/8/2019		10	0	5	15
NSF I-CORPS Faculty Commercialization workshop	Grant Workshop	OOR		11/15/2019		4	1	0	5
NSF ICORPS Information Session	Information Session		HUIRB	11/15/2019		6	0	0	6
Oak Ridge National Laboratory Collaboration Workshop: Fostering Strategic Partnerships with HBCUs and HSIs	National Laboratory Workshop	Oak Ridge National Laboratory	Oak Ridge National Laboratory	11/19/2019	11/20/2019	3	2	0	5
School of Communications Junior Faculty Meeting	Proposal Development Workshop	Office of Research-Research Development		11/21/2019		8	0	0	8
Office of Research- Research Development	Faculty Weekly Consultation Meetings			1/14/2020	1/31/2020	60	5	0	65
Capital CoLAB & BHEF Digital Technology Up/Reskilling Convening	NSF funded credentialing project meeting	Greater Washington Partnership		1/30/2020		0	0	35	35
NIH Office of Management All Hands Meeting	Federal Contract Development Meeting	NIH	NIH - Bethesda, MD	2/5/2020		0	0	200	200
Office of Research-Research Development	Faculty Individual and Small Group Proposal Development Training Sessions		The Graduate School & IRB	2/1/2020	2/28/2020	65	3	0	68
Greater Washington Partnership Generalist Credential Working Group	Generalist Credential Development		NIH - Bethesda, MD	2/5/2020	2/21/2020	5	0	0	5
Office of Research Development Faculty (Individual and Small Group Proposal Development Meetings)	Proposal Development			3/1/2020	3/31/2020	115	0	0	115
TOTAL						531	181	315	1027

* indicates amounts in thousands of dollars

Data Provided By: Sponsored Research and Administration Unit