

UNIVERSITY RESEARCH DASHBOARD

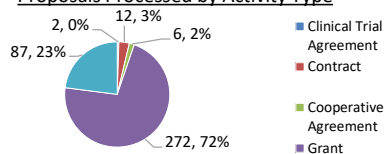
FISCAL YEAR 2021
(July 1, 2020 - February 28, 2021)

3/15/2021

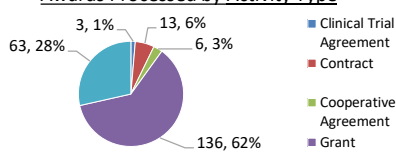
PROPOSALS PROCESSED

| | February FY20 (July 1, 2019 to February 28, 2020) | | February FY21 (July 1, 2020 to February 28, 2021) | |
|--|--|----------------------|--|-----------------------|
| College of Arts and Sciences | 80 | \$ 11,466,003 | 96 | \$ 30,710,455 |
| College of Dentistry | 9 | \$ 1,888,260 | 6 | \$ 1,149,704 |
| College of Engineering and Architecture | 66 | \$ 11,795,347 | 75 | \$ 17,525,328 |
| College of Medicine | 129 | \$ 34,826,250 | 108 | \$ 43,320,245 |
| College of Nursing and Allied Health Sciences | 6 | \$ 1,030,007 | 7 | \$ 879,587 |
| College of Pharmacy | 15 | \$ 3,298,355 | 20 | \$ 3,638,425 |
| Graduate School | 14 | \$ 5,366,153 | 9 | \$ 5,221,215 |
| Office of the President | 5 | \$ 2,078,427 | 3 | \$ 1,141,180 |
| Office of the Provost and Chief Academic Officer | 14 | \$ 4,627,436 | 14 | \$ 9,652,031 |
| School of Business | 5 | \$ 1,103,911 | 10 | \$ 3,760,106 |
| School of Communications | 2 | \$ 403,900 | 5 | \$ 2,712,077 |
| School of Divinity | 1 | \$ 4,000 | 1 | \$ 250,000 |
| School of Education | 14 | \$ 3,847,634 | 17 | \$ 2,187,301 |
| School of Law | 1 | \$ 80,001 | 3 | \$ 329,060 |
| School of Social Work | 6 | \$ 1,297,710 | 5 | \$ 1,074,040 |
| Grand Total | 367 | \$ 83,113,394 | 379 | \$ 123,550,754 |

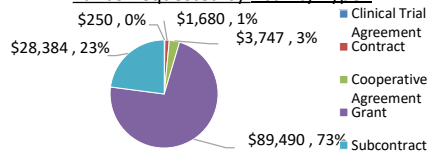
Proposals Processed by Activity Type



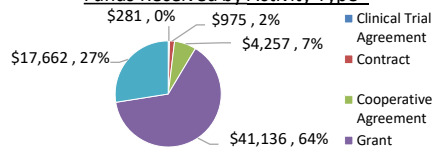
Awards Processed by Activity Type



Funds Requested by Activity Type*



Funds Received by Activity Type*



AWARDS PROCESSED

| | February FY20 (July 1, 2019 to February 28, 2020) | | February FY21 (July 1, 2020 to February 28, 2021) | |
|--|--|----------------------|--|----------------------|
| College of Arts and Sciences | 29 | \$ 3,607,451 | 38 | \$ 10,253,386 |
| College of Dentistry | 4 | \$ 593,858 | 5 | \$ 1,271,543 |
| College of Engineering and Architecture | 31 | \$ 3,915,933 | 33 | \$ 6,617,695 |
| College of Medicine | 64 | \$ 12,016,852 | 83 | \$ 24,163,210 |
| College of Nursing and Allied Health Sciences | 2 | \$ 14,760 | 2 | \$ 371,753 |
| College of Pharmacy | 12 | \$ 2,128,850 | 16 | \$ 6,520,857 |
| Graduate School | 4 | \$ 3,488,651 | 7 | \$ 802,744 |
| Office of the President | 2 | \$ 1,044,325 | 2 | \$ 273,205 |
| Office of the Provost and Chief Academic Officer | 9 | \$ 3,122,767 | 13 | \$ 7,419,377 |
| School of Business | 0 | \$ - | 2 | \$ 400,000 |
| School of Communications | 1 | \$ 120,843 | 2 | \$ 1,762,874 |
| School of Divinity | 1 | \$ 4,000 | 2 | \$ 1,057,034 |
| School of Education | 5 | \$ 1,151,414 | 12 | \$ 2,726,089 |
| School of Law | 2 | \$ 195,208 | 2 | \$ 218,560 |
| School of Social Work | 3 | \$ 523,763 | 2 | \$ 452,543 |
| Grand Total | 169 | \$ 31,928,675 | 221 | \$ 64,310,870 |

| School/College | Active PIs |
|--|------------|
| College of Arts and Sciences | 57 |
| College of Dentistry | 6 |
| College of Engineering and Architecture | 27 |
| College of Medicine | 56 |
| College of Nursing and Allied Health Sciences | 7 |
| College of Pharmacy | 16 |
| Graduate School | 9 |
| Office of the President | 2 |
| Office of the Provost and Chief Academic Officer | 7 |
| School of Business | 5 |
| School of Communications | 5 |
| School of Divinity | 2 |
| School of Education | 18 |
| School of Law | 1 |
| School of Social Work | 3 |
| Grand Total | 216 |

| TOP 10 HBCU COMPARISON FOR THE PERIOD OF JULY 1, 2019 TO FEBRUARY 28, 2020 | | | |
|--|-------------------------------------|----------------|--------|
| NIH | | | |
| Rank | Institution Awarded | Amount Awarded | Awards |
| 1 | Meharry Medical College | \$ 13,530,129 | 25 |
| 2 | Morgan State University | \$ 13,329,863 | 15 |
| 3 | Xavier University of Louisiana | \$ 10,889,219 | 14 |
| 4 | Florida A&M University | \$ 8,635,063 | 22 |
| 5 | Delaware State University | \$ 4,034,674 | 7 |
| 6 | Clark Atlanta University | \$ 3,040,080 | 16 |
| 7 | Howard University | \$ 2,987,253 | 12 |
| 8 | Morehouse School of Medicine | \$ 2,430,242 | 7 |
| 9 | Morehouse College | \$ 1,789,870 | 5 |
| 10 | North Carolina A&T State University | \$ 1,008,671 | 3 |
| TOP 10 HBCU COMPARISON FOR THE PERIOD OF JULY 1, 2020 TO FEBRUARY 28, 2021 | | | |
| NIH | | | |
| Rank | Institution Awarded | Amount Awarded | Awards |
| 1 | Howard University | \$ 10,989,774 | 34 |
| 2 | Florida A&M University | \$ 7,935,901 | 20 |
| 3 | Morehouse School of Medicine | \$ 6,865,197 | 20 |
| 4 | Meharry Medical College | \$ 5,814,175 | 19 |
| 5 | Delaware State University | \$ 5,741,788 | 12 |
| 6 | Clark State University | \$ 4,459,172 | 8 |
| 7 | Clark Atlanta University | \$ 3,805,072 | 8 |
| 8 | North Carolina A&T State University | \$ 1,380,633 | 5 |
| 9 | Morgan State University | \$ 1,056,886 | 6 |
| 10 | Xavier University of Louisiana | \$ 791,652 | 4 |

| TOP 10 HBCU COMPARISON FOR THE PERIOD OF JULY 1, 2019 TO FEBRUARY 28, 2020 | | | |
|--|-------------------------------------|----------------|--------|
| NSF | | | |
| Rank | Institution Awarded | Amount Awarded | Awards |
| 1 | Prairie View A&M University | \$ 3,920,878 | 4 |
| 2 | Howard University | \$ 3,167,682 | 10 |
| 3 | Virginia State University | \$ 2,587,963 | 2 |
| 4 | Florida A&M University | \$ 2,426,085 | 6 |
| 5 | Tennessee State University | \$ 2,301,770 | 5 |
| 6 | Jackson State University | \$ 2,287,546 | 4 |
| 7 | North Carolina A&T State University | \$ 1,921,359 | 10 |
| 8 | Morgan State University | \$ 1,541,217 | 3 |
| 9 | Delaware State University | \$ 1,492,727 | 3 |
| 10 | Clark University | \$ 1,450,143 | 6 |
| TOP 10 HBCU COMPARISON FOR THE PERIOD OF JULY 1, 2020 TO FEBRUARY 28, 2021 | | | |
| NSF | | | |
| Rank | Institution Awarded | Amount Awarded | Awards |
| 1 | North Carolina A&T State University | \$ 4,197,813 | 8 |
| 2 | Morgan State University | \$ 3,553,614 | 7 |
| 3 | Howard University | \$ 3,403,059 | 11 |
| 4 | Morehouse College | \$ 1,839,642 | 2 |
| 5 | Tennessee State University | \$ 1,762,226 | 6 |
| 6 | Florida A&M University | \$ 1,750,890 | 3 |
| 7 | St. Philip's College | \$ 1,500,000 | 1 |
| 8 | University of the Virgin Islands | \$ 1,309,378 | 2 |
| 9 | Prairie View A&M University | \$ 1,228,970 | 4 |
| 10 | Delaware State University | \$ 1,031,340 | 3 |

| TOP 10 HBCU COMPARISON FOR THE PERIOD OF JULY 1, 2019 TO FEBRUARY 28, 2020 | | | |
|--|-------------------------------------|----------------|--------|
| NIH and NSF | | | |
| Rank | Institution Awarded | Amount Awarded | Awards |
| 1 | Morgan State University | \$ 14,871,080 | 18 |
| 2 | Meharry Medical College | \$ 13,530,129 | 25 |
| 3 | Xavier University of Louisiana | \$ 11,223,983 | 15 |
| 4 | Florida A&M University | \$ 11,061,148 | 28 |
| 5 | Howard University | \$ 6,154,935 | 22 |
| 6 | Delaware State University | \$ 5,527,401 | 10 |
| 7 | Prairie View A&M University | \$ 3,920,878 | 4 |
| 8 | Clark Atlanta University | \$ 3,040,080 | 16 |
| 9 | North Carolina A&T State University | \$ 2,930,030 | 13 |
| 10 | Virginia State University | \$ 2,587,963 | 2 |
| TOP 10 HBCU COMPARISON FOR THE PERIOD OF JULY 1, 2020 TO FEBRUARY 28, 2021 | | | |
| NIH and NSF | | | |
| Rank | Institution Awarded | Amount Awarded | Awards |
| 1 | Howard University | \$ 14,392,833 | 45 |
| 2 | Florida A&M University | \$ 9,686,791 | 23 |
| 3 | Morehouse School of Medicine | \$ 6,865,197 | 20 |
| 4 | Delaware State University | \$ 6,773,128 | 15 |
| 5 | Meharry Medical College | \$ 6,010,559 | 20 |
| 6 | North Carolina A&T State University | \$ 5,578,446 | 13 |
| 7 | Jackson State University | \$ 5,284,121 | 11 |
| 8 | Morgan State University | \$ 4,610,500 | 13 |
| 9 | Clark Atlanta University | \$ 3,854,930 | 9 |
| 10 | Morehouse College | \$ 1,925,647 | 3 |

* indicates amounts in thousands of dollars

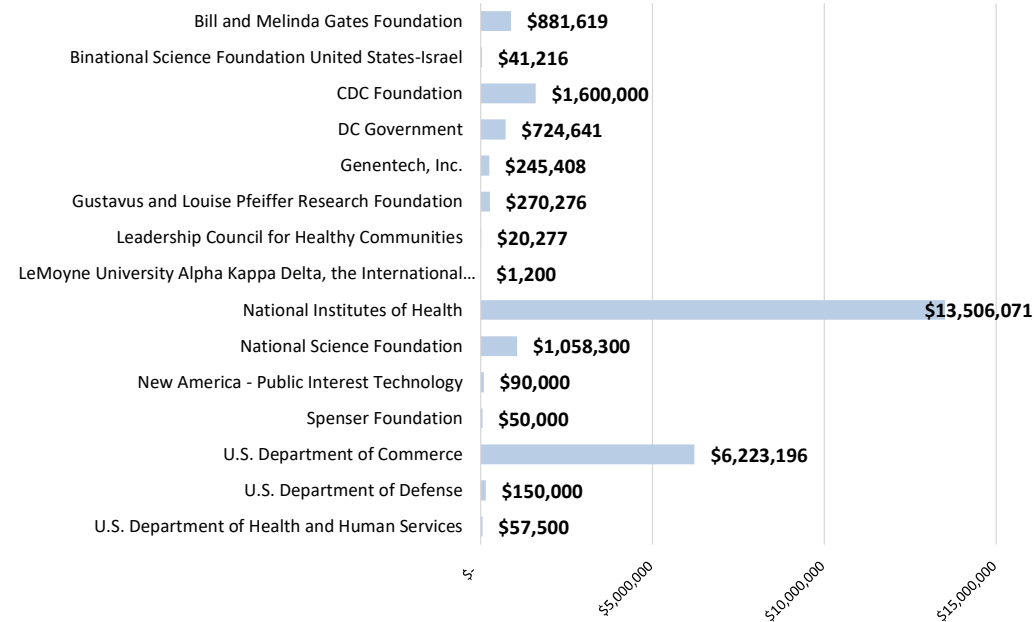
Data Provided By: Sponsored Research and Administration Unit

UNIVERSITY RESEARCH DASHBOARD

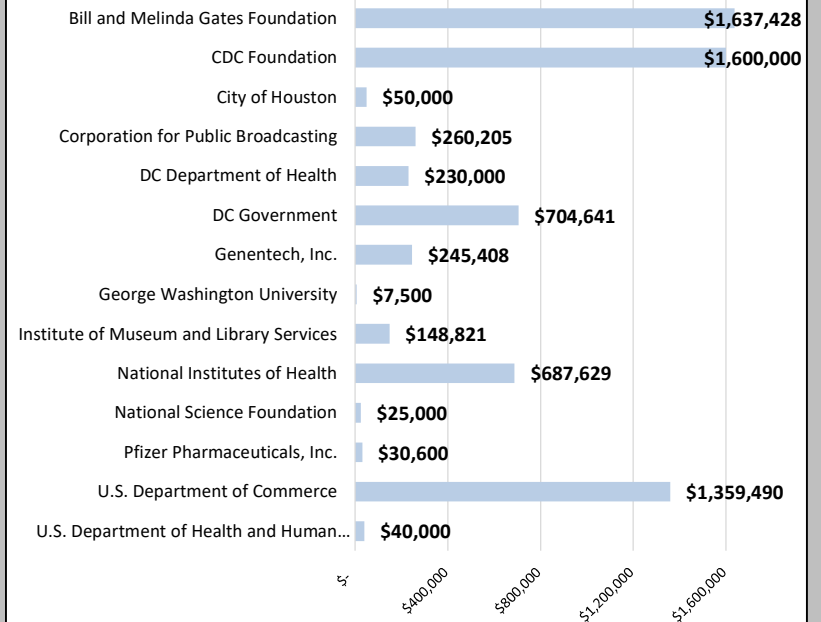
FISCAL YEAR 2021
(July 1, 2020 - February 28, 2021)

3/15/2021

Funding Sources of Proposed COVID-19 Projects



Funding Sources of Funded COVID-19 Projects



| PI | Project Title | Funding Source | COVID-19 Funding Type | Amount Requested |
|----------------------|---|--|-----------------------|----------------------|
| Proposals | | | | \$ 24,919,704 |
| Adams, Terri M. | NCAS-M Ceiling Funding Increase to NOAA Educational Partnership Program with Minority Serving Institutions Cooperative Science Center | U.S. Department of Commerce | | \$ 6,223,196 |
| Amoo, Michaela E. | Pilot Projects for the ARLIS Intelligence Universities for Security (IntelUS) Academic Consortia - AI/ML Systems Engineering Workbench - Project 4 | U.S. Department of Defense | | \$ 150,000 |
| Byerly, Carolyn M. | CDC Foundation COVID-19 Stigma Project | CDC Foundation | | \$ 1,600,000 |
| Cosby Jr., Robert L. | Developing a Project Evaluation for the Virtual Health Ministry Program (VHM) in the District of Columbia | Leadership Council for Healthy Communities | | \$ 20,277 |
| Cramer, Emily | Reducing Stress While Navigating Virtual Learning: Transformative Technology to Help Minority Students Stay Afloat | National Science Foundation | | \$ 675,506 |
| Delgado Vela, Jeseth | Wastewater as A Comprehensive Tool to Mitigate the Spread of COVID-19 | National Institutes of Health | | \$ 159,506 |
| Elbedour, Salman | Covid-19, Psychological Trauma and Resiliency Among Israeli Bedouin Children and Adolescents of African Descent and American Children and Adolescents of African Decent: a Bilateral Cross Cultural Comparative Study | Binational Science Foundation United States-Israel | | \$ 41,216 |
| Filipeanu, Catalin | COVID-19 AT1R-ACE2 Strategy | National Institutes of Health | | \$ 309,000 |

UNIVERSITY RESEARCH DASHBOARD

FISCAL YEAR 2021
(July 1, 2020 - February 28, 2021)

3/15/2021

| PI | Project Title | Funding Source | COVID-19 Funding Type | Amount Requested |
|----------------------|--|---|-----------------------|----------------------|
| Proposals | | | | \$ 24,919,704 |
| Filipeanu, Catalin | COVID-19 AT1R-ACE2 Strategy | National Institutes of Health | | \$ 309,000 |
| Hall Brown, Tyish S. | COVID-19 Building Resiliency and Recovery Grant | U.S. Department of Health and Human Services | | \$ 57,500 |
| Hayes, Jennifer M | Physical Simulation and Deep Learning to Assess the Effect of SARS-CoV-2 Mutations on Remdesivir | National Institutes of Health | | \$ 84,525 |
| Hazzazi, Noha M. | Exposing and Confronting Misinformation on COVID-19 and its Impact on Minority Communities | New America - Public Interest Technology | | \$ 90,000 |
| King, Eleanor M. | Critical Conversations: Key Issues for Discussing Race in America | LeMoyne University Alpha Kappa Delta, the International Sociology Honor | | \$ 1,200 |
| Kobayashi, Ithori | Administrative Supplement to K01MH110647 That was Significantly Impacted by the COVID-19 Pandemic | National Institutes of Health | | \$ 53,136 |
| Kumari, Namita | Immunomodulation by Iron Chelation and Hemolysis to Prevent COVID-19 Disease Severity | National Institutes of Health | | \$ 154,500 |
| Lee, Dexter L. | Sex-specific Modulation of ACE2 in Susceptibility to SARS-CoV-2 Pathology | National Institutes of Health | | \$ 5,438,886 |
| Lee, Dexter L. | The Effects of SARS-CoV-2 on the Kidney | National Institutes of Health | | \$ 55,010 |
| Mahgoub, Siham | A Phase 3, Randomized, Observer-Blinded, Placebo- Controlled Study to Evaluate the Efficacy, Safety, and Immunogenicity of a SARS-CoV-2 Recombinant Spike Protein Nanoparticle Vaccine (SARS-CoV-2 rS) with Matrix | National Institutes of Health | | \$ 1,684,050 |
| Mahgoub, Siham | COVID-19 Prevention Network (CoVPN) Site Preparedness Funding - Washington, DC Protocol-Specific Site | National Institutes of Health | | \$ 293,071 |
| Mahgoub, Siham | Preparation for CoVPN/HTVN Trial Instillation | National Institutes of Health | | \$ 197,267 |
| Mellman, Thomas A. | Response to Notice of Special Interest from the National Institute of Health to NOT-OD-20-121 - Limited Competition for Emergency Competitive Revisions for Community-Engaged Research on COVID-19 Testing among Underserved and/or Vulnerable Populations | National Institutes of Health | | \$ 1,351,184 |
| Mighty, Hugh E. | COVID-19: Just Project - Howard University | Bill and Melinda Gates Foundation | | \$ 750,000 |
| Nwulia, Evaristus A. | Development and Evaluation of Computerized Rapid Smell Test by Evon Medics (EMRAST) | National Institutes of Health | | \$ 69,999 |
| Obisesan, Thomas O. | Alzheimer's Clinical Trials Consortium (ACTC) - COVID-19 Supplement | National Institutes of Health | | \$ 30,000 |
| Obisesan, Thomas O. | Evaluation of the Reliability and Validity of Computerized Rapid Smell Test by Evon Medics (EMRAST) for Quantitative Screening of COVID-19 Specific Smell Loss | National Institutes of Health | | \$ 154,500 |
| Obisesan, Thomas O. | Hayes Senior Wellness Center | DC Government | | \$ 704,641 |
| Obisesan, Thomas O. | Supplement to Development and Evaluation of Computerized Olfactory Training Program (COT) for Cognitive Decline in Preclinical and Early Alzheimer's Disease (AD) | National Institutes of Health | | \$ 77,250 |
| Okunji, Priscilla O. | Utilizing Innovative Education to Improve Reproductive Health & Related COVID-19 Risk Factors Among Africans Residing in DC Area | DC Government | | \$ 20,000 |

* indicates amounts in thousands of dollars

Data Provided By: Sponsored Research and Administration Unit

UNIVERSITY RESEARCH DASHBOARD

FISCAL YEAR 2021
(July 1, 2020 - February 28, 2021)

3/15/2021

| PI | Project Title | Funding Source | COVID-19 Funding Type | Amount Requested |
|-------------------------|---|--|-----------------------|----------------------|
| Proposals | | | | \$ 24,919,704 |
| Scott, Elsie L. | COVID-19 Impact in the HBCU Community | Bill and Melinda Gates Foundation | | \$ 131,619 |
| Southerland, William M. | Differential Biological Pathways with COVID-19 Disease Severity in African Americans: Role of Genetic Susceptibility | National Institutes of Health | | \$ 190,400 |
| Southerland, William M. | Howard University Research Center for Minority Health and Health Disparities(main) Social, Ethical, and Behavioral Implications (SEBI) Research on COVID-19 Testing among Undeserved and/or Vulnerable Populations | National Institutes of Health | | \$ 618,000 |
| Southerland, William M. | Social, Ethical, and Behavioral Implications (SEBI) Research on COVID-19 Testing Among Undeserved and/or Vulnerable Populations | National Institutes of Health | | \$ 618,000 |
| Southerland, William M. | Urgent Grassroots Black Community COVID Vaccine Clinical Trials Recruitment Initiative | National Institutes of Health | | \$ 154,500 |
| Stanford, Shameka N. | A Multidisciplinary Conference Supporting the Special Education Needs of Black Youth with Disabilities During a Pandemic and Social Unrest | Spenser Foundation | | \$ 50,000 |
| Tang, Qiyi | A Cytomegalovirus-vectored Vaccine Targeting Multiple Proteins Against COVID-19 | National Institutes of Health | | \$ 225,000 |
| Tang, Qiyi | Functional and Mechanistic Studies of SARS-CoV-2-derived Circular RNAs in the Pathogenesis of COVID-19 | National Institutes of Health | | \$ 123,600 |
| Tang, Qiyi | Targeting SARS-CoV-2 Spike Protein by ACE2- and TMPRSS2-derived Peptides Against COVID-19 | National Institutes of Health | | \$ 769,410 |
| Teng, Shaolei | Integrative Bioinformatics Platform for Coronavirus Mutation Analysis and Peptide Design | National Institutes of Health | | \$ 375,654 |
| Teng, Shaolei | Systemic Effects of Mutations on Coronavirus Protein Structures and Functions | National Science Foundation | | \$ 137,540 |
| Tyree, Tia | HDR Institute: The Social Genome Institute for Harnessing Data, Modeling and Action on Emergent Social Phenomena | National Science Foundation | | \$ 76,226 |
| Wang, Xiang S. | Physical Simulation and Deep Learning to Assess the Effect of SARS-CoV-2 Mutations on Remdesivir | National Institutes of Health | | \$ 84,525 |
| Wei, Tao | Biophysical and Colloidal Mechanisms of COVID-19 Transmission via Aerosols | National Institutes of Health | | \$ 123,600 |
| Wei, Tao | Collaborative Research: Aerosol Deposition in the Lung and its Contribution to the Transmission of SARS-CoV-2 | National Science Foundation | | \$ 41,999 |
| Wei, Tao | Exogenous Surfactant Therapy for COVID-19 Treatment | Gustavus and Louise Pfeiffer Research Foundation | | \$ 270,276 |
| Wilcox, Ronald D. | A Randomized, Double-Blind, Placebo Controlled, Multicenter Study to Evaluate the Efficacy and Safety of Tocilizumab in Hospitalized Patients with COVID-19 Pneumonia | Genentech, Inc. | | \$ 245,408 |
| Yakubu, Abdul-Aziz | Modeling Race and Age in Ongoing COVID-19 Pandemic | National Science Foundation | | \$ 127,029 |
| Yazdani, Hessam | Understanding Role of Air Pollutants in Airborne and Surface Transmissions of COVID-19 | National Institutes of Health | | \$ 111,498 |
| Awards | | | | \$ 7,026,722 |
| Adams, Terri M. | NCAS-M's Response to Impact of COVID-19 on Student Progress | U.S. Department of Commerce | | \$ 1,359,490 |

UNIVERSITY RESEARCH DASHBOARD

FISCAL YEAR 2021
(July 1, 2020 - February 28, 2021)

3/15/2021

| PI | Project Title | Funding Source | COVID-19 Funding Type | Amount Requested |
|----------------------------|--|--|-----------------------|---------------------|
| Awards | | | | \$ 7,026,722 |
| Byerly, Carolyn M. | CDC Foundation COVID-19 Stigma Project | CDC Foundation | | \$ 1,600,000 |
| Daftary, Monika N. | Ryan White HIV/AIDS Program AETC COVID-19 Response | U.S. Department of Health and Human Services | | \$ 40,000 |
| Delgado Vela, Jeseth | RCN: Wastewater Surveillance of SARS-CoV-2 | National Science Foundation | | \$ 25,000 |
| Delgado Vela, Jeseth | Wastewater Monitoring for Coronavirus Contamination | City of Houston | | \$ 50,000 |
| Eron, Abby | Howard University Gallery of Art COVID-19 Response: African American Collection Online Discovery and Accessibility Learning Initiative | Institute of Museum and Library Services | | \$ 148,821 |
| Haj, Lama | FY 2020 Stabilization Funds | Corporation for Public Broadcasting | | \$ 260,205 |
| Hall Brown, Tyish S. | Promoting Resiliency and Recovery 2: An Mergency Grant to Address Mental Health and Substance Use Disorders During Covid-19 | DC Department of Health | | \$ 155,000 |
| Hall Brown, Tyish S. | Promoting Resiliency and Recovery 2: An Mergency Grant to Address Mental Health and Substance Use Disorders During Covid-19 | DC Department of Health | | \$ 75,000 |
| Mahgoub, Siham | COVID-19 Prevention Network (CoVPN) Site Preparedness Funding - Washington, DC Protocol-Specific Site | National Institutes of Health | | \$ 339,378 |
| Mighty, Hugh E. | COVID-19: Just Project - Howard University | Bill and Melinda Gates Foundation | | \$ 1,500,000 |
| Obisesan, Thomas O. | Hayes Senior Wellness Center | DC Government | | \$ 704,641 |
| Retta, Tamrat M. | A Randomized, Double-blind, Placebo-Controlled Trial to Evaluate the Efficacy of Ramipril to Prevent ICU Admission, Mechanical Ventilation or Death in Persons with COVID-19 | Pfizer Pharmaceuticals, Inc. | | \$ 30,600 |
| Rungkitwattanakul, Dhakrit | Characteristics and Outcomes of HIV-infected Patients with COVID-19 | George Washington University | | \$ 7,500 |
| Scott, Elsie L. | COVID-19 Impact in the HBCU Community | Bill and Melinda Gates Foundation | | \$ 137,428 |
| Southerland, William M. | RCMI-SUPPLEMENT #4 -COVID Vaccine Clinical Trials Recruitment Initiative | National Institutes of Health | | \$ 154,500 |
| Southerland, William M. | Social, Ethical, and Behavioral Implications (SEBI) Research on COVID-19 Testing Among Undeserved and/or Vulnerable Populations | National Institutes of Health | | \$ 193,751 |
| Wilcox, Ronald D. | A Randomized, Double-Blind, Placebo Controlled, Multicenter Study to Evaluate the Efficacy and Safety of Tocilizumab in Hospitalized Patients with COVID-19 Pneumonia | Genentech, Inc. | | \$ 245,408 |

UNIVERSITY RESEARCH DASHBOARD

FISCAL YEAR 2021
(July 1, 2020 - February 28, 2021)

3/15/2021

| Research Development Events and Functions | | | | | | | | | |
|---|--|--|----------|------------|------------|----------------|-------------------|-----------------------------|--------------------|
| Function | Function Type | Organization | Location | Start Date | End Date | Faculty/ Staff | Student Attendees | Non-University Participants | Total Participants |
| NSF CAREER Workshop | Grant Workshop | NSF | | 7/15/2020 | 7/15/2020 | 15 | 0 | 0 | 15 |
| Red River | Federal Contract Opportunity Meeting | Red River | | 10/19/2020 | 10/19/2020 | 0 | 0 | 5 | 5 |
| RCMI COVID Team Science, Research, and Supplement Webinar | | RAMI and OOR | | 10/21/2020 | 10/21/2020 | 26 | 0 | 0 | 26 |
| DARPA Grantsmanship Webinar | Grantsmanship Webinar | DARPA | | 10/23/2020 | 10/23/2020 | 30 | 0 | 1 | 31 |
| Brookhaven National Lab Meeting | Meeting | Brookhaven National Lab | | 10/28/2020 | 10/28/2020 | 12 | 0 | 2 | 14 |
| NSF Grant Workshop | Grantsmanship Workshop | NS | | 10/30/2020 | 10/30/2020 | 30 | 0 | 25 | 55 |
| United States Patent & Trademark Office - University Series with Director Andrei Iancu | Seminar | United States Patent & Trademark Office (USPTO) | | 11/19/2020 | 11/19/2020 | 30 | 50 | 5 | 85 |
| The Grant Academy Workshop Series - Aiming for Grant Success: Focus on Humanities and the Social Sciences | Grant Writing Funding Opportunities | National Endowment for The Humanities Quantum Foundation | | 11/20/2020 | 11/20/2020 | 90 | 0 | 2 | 92 |
| Brookhaven National Laboratory Research Seminar- Student and Faculty Programs | Seminar | | | 11/30/2020 | 11/30/2020 | 45 | 55 | 2 | 102 |
| RD- Faculty Consultation-Pre and Post Award | Pre-Award Proposal Development Guidance and Resources Post Award Support Faculty Individual and Group Meetings Identification of Funding Opportunities | | | 7/1/2020 | 2/28/2021 | 1016 | 22 | 12 | 1050 |
| | | | | | | 1294 | 127 | 54 | 1475 |

UNIVERSITY RESEARCH DASHBOARD

FISCAL YEAR 2021
(July 1, 2020 - February 28, 2021)

3/15/2021

Research Administrative Services Staff Activity (as of November 2020)

PRE-AWARD/AWARD SETUP

| | | | |
|--------------------|---------------------|-----------------|--|
| Proposals Received | Proposals Submitted | Awards Received | Award Set-Ups and Other Award Actions |
| 48 | 35 | 48 | 70 |

HUMAN RESOURCES (* Information provided as of December 2020)

| | | | | |
|-------------------|-----------------|------------------------|-------------------------------------|------------------|
| Positions Posted* | EPARS Completed | Candidates Identified* | Resumes sent to Hiring Managers* | Hires Onboarded* |
| 7 | 206 | 28 | 35 | 2 |

EXPENDITURE TRANSACTIONS PROCESSED

| | | | | | |
|------------------|------------------------------|------------------|--------------------|--------------|-----------------------|
| Budget Revisions | Interdepartmental Charges | Payment Requests | P-Card Settlements | Requisitions | Subrecipient Invoices |
| 25 | 3 | 53 | 77 | 64 | 64 |

LEGAL AGREEMENTS

| | | | | | |
|--------------------------|------------------------------------|---------------------------------|---------------------|----------------------------------|--------------------------|
| Agreements Received | Agreements Submitted for Review | Agreements Under Negotiation | Agreements Executed | Subcontract Requests Received | Subcontracts Executed |
| 100 | 24 | 20 | 65 | 19 | 22 |
| CSA Requests Received | CSAs Executed | | | | |
| 34 | 30 | | | | |

MEETINGS

| | | | | |
|-------------------|----------------------------|------------------------------|-------------|-------------------|
| Proposal Meetings | Award Kick-Off Meetings | Project Closeout Meetings | PI Meetings | Training Sessions |
| 5 | 24 | 0 | 56 | 27 |

ADHOC REPORTS

| | | | |
|------------------|-------------------------------|-----------------------------|-----------------------------|
| Spending Reports | Closeout Reports Completed | Grants Reports Requested | Grants Reports Completed |
| 20 | 0 | 1 | 1 |