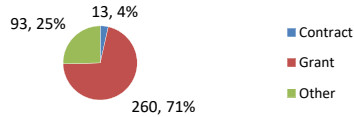
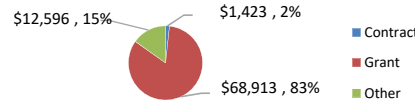
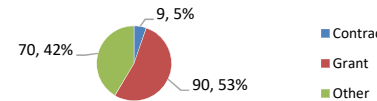
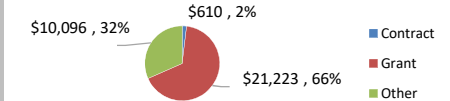
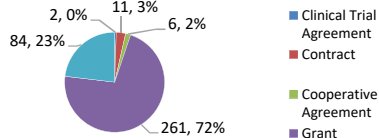
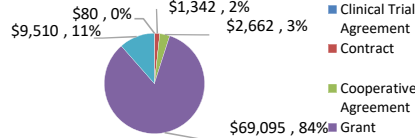
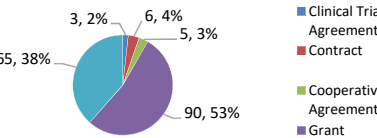
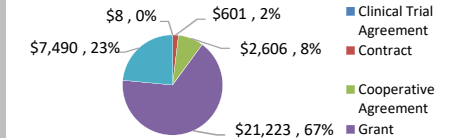


PROPOSALS PROCESSED
AWARDS PROCESSED

	February FY19 <small>(July 1, 2018 to February 28, 2019)</small>		February FY20 <small>(July 1, 2019 to February 29, 2020)</small>	
	Count	Amount	Count	Amount
College of Arts and Sciences	69	\$ 12,550,915	80	\$ 11,466,003
College of Dentistry	2	\$ 278,720	9	\$ 1,888,260
College of Engineering and Architecture	47	\$ 7,692,647	66	\$ 11,795,347
College of Medicine	111	\$ 28,530,578	129	\$ 34,826,250
College of Nursing and Allied Health Sciences	5	\$ 1,838,451	6	\$ 1,030,007
College of Pharmacy	23	\$ 4,529,678	15	\$ 3,298,355
Graduate School of Arts and Sciences	14	\$ 7,111,135	14	\$ 5,366,153
Office of the President	6	\$ 361,000	5	\$ 2,078,427
Office of the Provost and Chief Academic Officer	7	\$ 2,695,636	14	\$ 4,627,436
School of Business	1	\$ 611,111	5	\$ 1,103,911
School of Communications	7	\$ 801,403	2	\$ 403,900
School of Divinity	0	\$ -	1	\$ 4,000
School of Education	7	\$ 1,005,164	14	\$ 3,847,634
School of Law	3	\$ 277,704	1	\$ 80,001
School of Social Work	9	\$ 1,774,750	6	\$ 1,297,710
Grand Total	311	\$ 70,058,892	367	\$ 83,113,394

	February FY19 <small>(July 1, 2018 to February 28, 2019)</small>		February FY20 <small>(July 1, 2019 to February 29, 2020)</small>	
	Count	Amount	Count	Amount
College of Arts and Sciences	28	\$ 3,590,277	29	\$ 3,607,451
College of Dentistry	4	\$ 566,298	3	\$ 263,858
College of Engineering and Architecture	31	\$ 3,799,730	31	\$ 3,915,933
College of Medicine	39	\$ 5,924,263	65	\$ 12,346,852
College of Nursing and Allied Health Sciences	6	\$ 1,142,168	2	\$ 14,760
College of Pharmacy	15	\$ 1,962,916	12	\$ 2,128,850
Graduate School of Arts and Sciences	7	\$ 4,754,460	4	\$ 3,488,651
Office of the President	4	\$ 425,000	2	\$ 1,044,325
Office of the Provost and Chief Academic Officer	12	\$ 3,807,607	9	\$ 3,122,767
School of Business	2	\$ 644,411	0	\$ -
School of Communications	4	\$ 661,771	1	\$ 120,843
School of Divinity	1	\$ 48,403	1	\$ 4,000
School of Education	8	\$ 1,028,872	5	\$ 1,151,414
School of Law	3	\$ 277,704	2	\$ 195,208
School of Social Work	4	\$ 898,763	3	\$ 523,763
Grand Total	168	\$ 29,532,643	169	\$ 31,928,675

Proposals Processed by Project Type

Funds Requested by Project Type*

Awards Processed by Project Type

Funds Received by Project Type*

Proposals Processed by Activity Type

Funds Requested by Activity Type*

Awards Processed by Activity Type

Funds Received by Activity Type*

TOP 10 HBCU COMPARISON FOR THE PERIOD OF JULY 1, 2018 TO FEBRUARY 28, 2019

NIH			
Rank	Institution Awarded	Amount	Awards
1	Meharry Medical College	\$ 14,400,947	29
2	Morehouse School of Medicine	\$ 14,125,185	30
3	North Carolina Central University	\$ 12,210,020	27
4	Tuskegee University	\$ 6,003,556	17
5	Texas Southern University	\$ 5,821,198	9
6	Delaware State University	\$ 4,818,619	10
7	Florida A&M University	\$ 3,149,129	14
8	South Carolina State University	\$ 2,522,526	10
9	Tennessee State University	\$ 1,944,808	9
10	Howard University	\$ 1,552,249	9

TOP 10 HBCU COMPARISON FOR THE PERIOD OF JULY 1, 2018 TO FEBRUARY 28, 2019

NSF			
Rank	Institution Awarded	Amount	Awards
1	Howard University	\$ 6,975,484	15
2	North Carolina A&T State University	\$ 5,369,162	14
3	Morehouse College	\$ 4,398,804	6
4	Tuskegee University	\$ 4,192,674	5
5	Tennessee State University	\$ 3,709,750	5
6	North Carolina Central University	\$ 3,451,133	5
7	Hampton University	\$ 2,918,476	6
8	Florida A&M University	\$ 2,719,393	5
9	Spelman College	\$ 2,621,696	8
10	Jackson State University	\$ 2,372,506	4

TOP 10 HBCU COMPARISON FOR THE PERIOD OF JULY 1, 2018 TO FEBRUARY 28, 2019

NIH and NSF			
Rank	Institution Awarded	Amount	Awards
1	North Carolina Central University	\$ 15,661,153	32
2	Morehouse School of Medicine	\$ 15,125,184	31
3	Meharry Medical College	\$ 14,400,947	29
4	Tuskegee University	\$ 10,196,230	22
5	Howard University	\$ 8,527,733	24
6	Texas Southern University	\$ 7,121,192	14
7	North Carolina A&T State University	\$ 6,646,194	18
8	Florida A&M University	\$ 5,868,522	19
9	Delaware State University	\$ 5,752,136	13
10	Tennessee State University	\$ 5,654,558	14

TOP 10 HBCU COMPARISON FOR THE PERIOD OF JULY 1, 2019 TO FEBRUARY 29, 2020

NIH			
Rank	Institution Awarded	Amount	Awards
1	Meharry Medical College	\$ 13,530,129	25
2	Morgan State University	\$ 13,329,863	15
3	Xavier University of Louisiana	\$ 10,889,219	14
4	Florida A&M University	\$ 8,635,063	22
5	Delaware State University	\$ 4,034,674	7
6	Clark Atlanta University	\$ 3,040,080	16
7	Howard University	\$ 2,987,253	12
8	Morehouse School of Medicine	\$ 2,430,242	7
9	Morehouse College	\$ 1,789,870	5
10	North Carolina A&T State University	\$ 1,008,671	3

TOP 10 HBCU COMPARISON FOR THE PERIOD OF JULY 1, 2019 TO FEBRUARY 29, 2020

NSF			
Rank	Institution Awarded	Amount	Awards
1	Prairie View A&M University	\$ 3,920,878	4
2	Howard University	\$ 3,167,682	10
3	Virginia State University	\$ 2,587,963	2
4	Florida A&M University	\$ 2,426,085	6
5	Tennessee State University	\$ 2,301,770	5
6	Jackson State University	\$ 2,287,546	4
7	North Carolina A&T State University	\$ 1,921,359	10
8	Morgan State University	\$ 1,541,217	3
9	Delaware State University	\$ 1,492,727	3
10	Clark University	\$ 1,450,143	6

TOP 10 HBCU COMPARISON FOR THE PERIOD OF JULY 1, 2019 TO FEBRUARY 29, 2020

NIH and NSF			
Rank	Institution Awarded	Amount	Awards
1	Morgan State University	\$ 14,871,080	18
2	Meharry Medical College	\$ 13,530,129	25
3	Xavier University of Louisiana	\$ 11,223,983	15
4	Florida A&M University	\$ 11,061,148	28
5	Howard University	\$ 6,154,935	22
6	Delaware State University	\$ 5,527,401	10
7	Prairie View A&M University	\$ 3,920,878	4
8	Clark Atlanta University	\$ 3,040,080	16
9	North Carolina A&T State University	\$ 2,930,030	13
10	Virginia State University	\$ 2,587,963	2

* indicates amounts in thousands of dollars