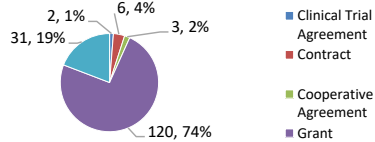
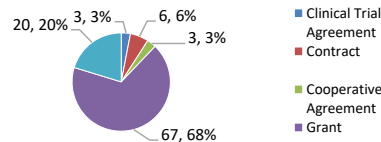
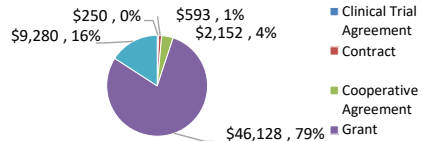
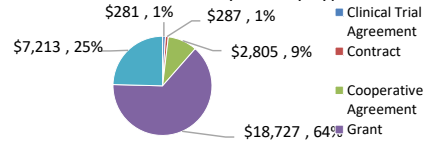


**PROPOSALS PROCESSED**

	September FY20 (July 1, 2019 to September 30, 2019)		September FY21 (July 1, 2020 to September 30, 2020)	
	Count	Amount	Count	Amount
College of Arts and Sciences	31	\$ 5,797,096	41	\$ 18,571,047
College of Dentistry	1	\$ 50,000	3	\$ 631,264
College of Engineering and Architecture	25	\$ 5,487,653	25	\$ 8,062,722
College of Medicine	52	\$ 11,776,217	52	\$ 20,535,021
College of Nursing and Allied Health Sciences	3	\$ 30,228	3	\$ 171,954
College of Pharmacy	10	\$ 2,311,605	7	\$ 1,816,198
Graduate School	3	\$ 478,962	6	\$ 500,836
Office of the President	0	\$ -	1	\$ 118,988
Office of the Provost and Chief Academic Officer	1	\$ 1,400,000	5	\$ 3,001,619
School of Business	2	\$ 169,865	5	\$ 1,572,835
School of Communications	1	\$ 160,900	2	\$ 1,910,345
School of Divinity	1	\$ 4,000	0	\$ -
School of Education	6	\$ 911,295	8	\$ 850,955
School of Law	0	\$ -	2	\$ 210,500
School of Social Work	3	\$ 589,113	2	\$ 448,763
<b>Grand Total</b>	<b>139</b>	<b>\$ 29,166,934</b>	<b>162</b>	<b>\$ 58,403,047</b>

**AWARDS PROCESSED**

	September FY20 (July 1, 2019 to September 30, 2019)		September FY21 (July 1, 2020 to September 30, 2020)	
	Count	Amount	Count	Amount
College of Arts and Sciences	16	\$ 2,747,929	15	\$ 2,366,900
College of Dentistry	2	\$ 216,461	3	\$ 886,603
College of Engineering and Architecture	11	\$ 1,116,184	10	\$ 2,683,254
College of Medicine	28	\$ 5,002,873	40	\$ 12,044,739
College of Nursing and Allied Health Sciences	1	\$ 9,760	0	\$ -
College of Pharmacy	8	\$ 1,500,847	8	\$ 2,031,830
Graduate School	0	\$ -	4	\$ 395,287
Office of the President	0	\$ -	2	\$ 273,205
Office of the Provost and Chief Academic Officer	2	\$ 1,416,300	6	\$ 3,931,178
School of Business	0	\$ -	0	\$ -
School of Communications	0	\$ -	1	\$ 1,600,000
School of Divinity	1	\$ 4,000	1	\$ 1,000,000
School of Education	1	\$ 287,537	6	\$ 1,547,927
School of Law	0	\$ -	1	\$ 100,000
School of Social Work	0	\$ -	2	\$ 452,543
<b>Grand Total</b>	<b>70</b>	<b>\$ 12,301,891</b>	<b>99</b>	<b>\$ 29,313,466</b>

**Proposals Processed by Activity Type**

**Awards Processed by Activity Type**

**Funds Requested by Activity Type\***

**Funds Received by Activity Type\***


School/College	Active PIs
College of Arts and Sciences	37
College of Dentistry	4
College of Engineering and Architecture	16
College of Medicine	39
College of Nursing and Allied Health Sciences	3
College of Pharmacy	8
Graduate School	7
Office of the President	2
Office of the Provost and Chief Academic Officer	4
School of Business	3
School of Communications	2
School of Divinity	1
School of Education	10
School of Law	1
School of Social Work	2
<b>Grand Total</b>	<b>135</b>

TOP 10 HBCU COMPARISON FOR THE PERIOD OF JULY 1, 2019 TO SEPTEMBER 30, 2019			
NIH			
Rank	Institution Awarded	Amount Awarded	Awards
1	Morgan State University	\$ 13,193,361	14
2	Meharry Medical College	\$ 11,346,836	17
3	Florida A&M University	\$ 8,239,015	21
4	Xavier University of Louisiana	\$ 4,640,979	5
5	Clark Atlanta University	\$ 3,040,080	16
6	Howard University	\$ 2,097,752	6
7	Morehouse College	\$ 1,789,870	5
8	North Carolina A&T State University	\$ 1,008,671	3
9	Alabama State University	\$ 594,149	1
10	Hampton University	\$ 196,387	2

TOP 10 HBCU COMPARISON FOR THE PERIOD OF JULY 1, 2019 TO SEPTEMBER 30, 2019			
NSF			
Rank	Institution Awarded	Amount Awarded	Awards
1	Prairie View A&M University	\$ 3,920,878	4
2	Virginia State University	\$ 2,587,963	2
3	Tennessee State University	\$ 2,301,770	5
4	Jackson State University	\$ 2,287,546	4
5	Howard University	\$ 2,077,920	7
6	Morgan State University	\$ 1,541,217	3
7	North Carolina A&T State University	\$ 1,451,124	5
8	Norfolk State University	\$ 1,449,137	2
9	Delaware State University	\$ 1,444,104	2
10	Clark University	\$ 1,434,512	5

TOP 10 HBCU COMPARISON FOR THE PERIOD OF JULY 1, 2019 TO SEPTEMBER 30, 2019			
NIH and NSF			
Rank	Institution Awarded	Amount Awarded	Awards
1	Morgan State University	\$ 14,734,578	17
2	Meharry Medical College	\$ 11,346,836	17
3	Florida A&M University	\$ 9,611,077	25
4	Xavier University of Louisiana	\$ 4,640,979	5
5	Howard University	\$ 4,175,672	13
6	Prairie View A&M University	\$ 3,920,878	4
7	Clark Atlanta University	\$ 3,040,080	16
8	Virginia State University	\$ 2,587,963	2
9	Jackson State University	\$ 2,476,269	6
10	North Carolina A&T State University	\$ 2,459,795	8

TOP 10 HBCU COMPARISON FOR THE PERIOD OF JULY 1, 2020 TO SEPTEMBER 30, 2020			
NIH			
Rank	Institution Awarded	Amount Awarded	Awards
1	Howard University	\$ 8,404,870	24
2	Morehouse School of Medicine	\$ 5,817,928	18
3	Delaware State University	\$ 5,741,788	12
4	Meharry Medical College	\$ 5,261,419	16
5	Jackson State University	\$ 4,459,172	8
6	Florida A&M University	\$ 2,584,007	12
7	North Carolina A&T State University	\$ 1,380,633	5
8	Morgan State University	\$ 1,056,886	6
9	Xavier University of Louisiana	\$ 791,652	4
10	Hampton University	\$ 571,387	3

TOP 10 HBCU COMPARISON FOR THE PERIOD OF JULY 1, 2020 TO SEPTEMBER 30, 2020			
NSF			
Rank	Institution Awarded	Amount Awarded	Awards
1	North Carolina A&T State University	\$ 4,197,813	8
2	Howard University	\$ 2,670,042	7
3	Morgan State University	\$ 2,553,615	6
4	Morehouse College	\$ 1,839,642	2
5	Tennessee State University	\$ 1,521,197	4
6	St. Philip's College	\$ 1,500,000	1
7	University of the Virgin Islands	\$ 1,309,378	2
8	Florida A&M University	\$ 1,206,857	1
9	Delaware State University	\$ 1,031,340	3
10	Le Moyne-Owen College	\$ 999,555	1

TOP 10 HBCU COMPARISON FOR THE PERIOD OF JULY 1, 2020 TO SEPTEMBER 30, 2020			
NIH and NSF			
Rank	Institution Awarded	Amount Awarded	Awards
1	Howard University	\$ 11,074,912	31
2	Delaware State University	\$ 6,773,128	15
3	Morehouse School of Medicine	\$ 5,817,928	18
4	North Carolina A&T State University	\$ 5,578,446	13
5	Meharry Medical College	\$ 5,261,419	16
6	Jackson State University	\$ 5,159,129	10
7	Florida A&M University	\$ 3,790,864	13
8	Morgan State University	\$ 3,610,501	12
9	Morehouse College	\$ 1,925,647	3
10	Tennessee State University	\$ 1,521,197	4

\* indicates amounts in thousands of dollars