

UNIVERSITY RESEARCH DASHBOARD

FISCAL YEAR 2021
(July 1, 2020 - October 31, 2020)

11/9/2020

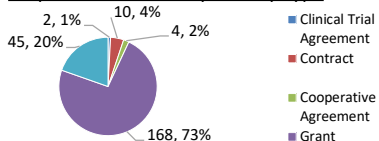
PROPOSALS PROCESSED

	October FY20 (July 1, 2019 to October 31, 2019)		October FY21 (July 1, 2020 to October 31, 2020)	
College of Arts and Sciences	42	\$ 6,948,204	61	\$ 25,077,286
College of Dentistry	2	\$ 88,625	4	\$ 785,764
College of Engineering and Architecture	35	\$ 6,163,233	37	\$ 9,584,311
College of Medicine	72	\$ 16,874,117	72	\$ 24,434,999
College of Nursing and Allied Health Sciences	4	\$ 510,228	5	\$ 596,656
College of Pharmacy	11	\$ 2,326,605	8	\$ 1,866,198
Graduate School	8	\$ 4,174,242	6	\$ 500,836
Office of the President	0	\$ -	1	\$ 118,988
Office of the Provost and Chief Academic Officer	2	\$ 1,440,000	8	\$ 6,797,400
School of Business	3	\$ 730,865	7	\$ 2,005,657
School of Communications	1	\$ 160,900	3	\$ 1,960,345
School of Divinity	1	\$ 4,000	0	\$ -
School of Education	7	\$ 961,295	12	\$ 1,393,732
School of Law	0	\$ -	3	\$ 329,060
School of Social Work	4	\$ 915,036	3	\$ 469,040
Grand Total	192	\$ 41,297,350	230	\$ 75,920,272

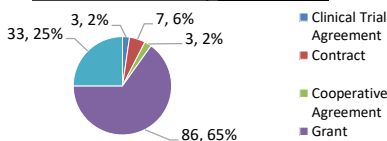
AWARDS PROCESSED

	October FY20 (July 1, 2019 to October 31, 2019)		October FY21 (July 1, 2020 to October 31, 2020)	
College of Arts and Sciences	21	\$ 3,080,946	18	\$ 3,098,076
College of Dentistry	2	\$ 216,461	3	\$ 886,603
College of Engineering and Architecture	18	\$ 1,632,623	17	\$ 4,192,198
College of Medicine	34	\$ 6,096,511	53	\$ 15,645,260
College of Nursing and Allied Health Sciences	1	\$ 9,760	0	\$ -
College of Pharmacy	11	\$ 2,011,069	11	\$ 5,865,887
Graduate School	2	\$ 3,368,841	5	\$ 434,482
Office of the President	0	\$ -	2	\$ 273,205
Office of the Provost and Chief Academic Officer	3	\$ 1,473,251	8	\$ 4,639,306
School of Business	0	\$ -	1	\$ 150,000
School of Communications	0	\$ -	1	\$ 1,600,000
School of Divinity	1	\$ 4,000	1	\$ 1,000,000
School of Education	5	\$ 1,151,414	9	\$ 1,992,116
School of Law	2	\$ 195,208	1	\$ 100,000
School of Social Work	2	\$ 398,763	2	\$ 452,543
Grand Total	102	\$ 19,638,847	132	\$ 40,329,676

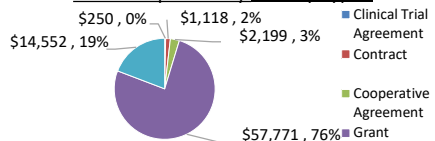
Proposals Processed by Activity Type



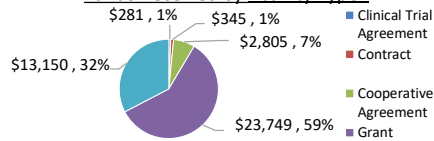
Awards Processed by Activity Type



Funds Requested by Activity Type*



Funds Received by Activity Type*



School/College	Active PIs
College of Arts and Sciences	50
College of Dentistry	5
College of Engineering and Architecture	20
College of Medicine	44
College of Nursing and Allied Health Sciences	5
College of Pharmacy	9
Graduate School	8
Office of the President	2
Office of the Provost and Chief Academic Officer	4
School of Business	4
School of Communications	3
School of Divinity	1
School of Education	14
School of Law	1
School of Social Work	3
Grand Total	168

TOP 10 HBCU COMPARISON FOR THE PERIOD OF JULY 1, 2019 TO OCTOBER 31, 2019

NIH			
Rank	Institution Awarded	Amount Awarded	Awards
1	Meharry Medical College	\$ 13,500,061	24
2	Morgan State University	\$ 13,329,863	15
3	Florida A&M University	\$ 8,239,015	21
4	Xavier University of Louisiana	\$ 4,640,979	5
5	Delaware State University	\$ 4,034,674	7
6	Clark Atlanta University	\$ 3,040,080	16
7	Howard University	\$ 2,629,809	9
8	Morehouse College	\$ 1,789,870	5
9	Morehouse School of Medicine	\$ 1,662,752	4
10	North Carolina A&T State University	\$ 1,008,671	3

TOP 10 HBCU COMPARISON FOR THE PERIOD OF JULY 1, 2019 TO OCTOBER 31, 2019

NSF			
Rank	Institution Awarded	Amount Awarded	Awards
1	Prairie View A&M University	\$ 3,920,878	4
2	Howard University	\$ 2,617,685	9
3	Virginia State University	\$ 2,587,963	2
4	Tennessee State University	\$ 2,301,770	5
5	Jackson State University	\$ 2,287,546	4
6	North Carolina A&T State University	\$ 1,691,124	6
7	Morgan State University	\$ 1,541,217	3
8	Clark University	\$ 1,450,143	6
9	Norfolk State University	\$ 1,449,137	2
10	Delaware State University	\$ 1,444,104	2

TOP 10 HBCU COMPARISON FOR THE PERIOD OF JULY 1, 2019 TO OCTOBER 31, 2019

NIH and NSF			
Rank	Institution Awarded	Amount Awarded	Awards
1	Morgan State University	\$ 14,871,080	18
2	Meharry Medical College	\$ 13,500,061	24
3	Florida A&M University	\$ 9,611,077	25
4	Delaware State University	\$ 5,478,778	9
5	Howard University	\$ 5,247,494	18
6	Xavier University of Louisiana	\$ 4,975,743	6
7	Prairie View A&M University	\$ 3,920,878	4
8	Clark Atlanta University	\$ 3,040,080	16
9	North Carolina A&T State University	\$ 2,699,795	9
10	Virginia State University	\$ 2,587,963	2

TOP 10 HBCU COMPARISON FOR THE PERIOD OF JULY 1, 2020 TO OCTOBER 31, 2020

NIH			
Rank	Institution Awarded	Amount Awarded	Awards
1	Howard University	\$ 8,404,870	24
2	Morehouse School of Medicine	\$ 5,817,928	18
3	Delaware State University	\$ 5,741,788	12
4	Meharry Medical College	\$ 5,261,419	16
5	Jackson State University	\$ 4,459,172	8
6	Florida A&M University	\$ 2,584,007	12
7	North Carolina A&T State University	\$ 1,380,633	5
8	Morgan State University	\$ 1,056,886	6
9	Xavier University of Louisiana	\$ 791,652	4
10	Hampton University	\$ 571,387	3

TOP 10 HBCU COMPARISON FOR THE PERIOD OF JULY 1, 2020 TO OCTOBER 31, 2020

NSF			
Rank	Institution Awarded	Amount Awarded	Awards
1	North Carolina A&T State University	\$ 4,197,813	8
2	Howard University	\$ 2,670,042	7
3	Morgan State University	\$ 2,553,615	6
4	Morehouse College	\$ 1,839,642	2
5	Florida A&M University	\$ 1,750,890	3
6	Tennessee State University	\$ 1,521,197	4
7	St. Philip's College	\$ 1,500,000	1
8	University of the Virgin Islands	\$ 1,309,378	2
9	Delaware State University	\$ 1,031,340	3
10	Le Moyne-Owen College	\$ 999,555	1

TOP 10 HBCU COMPARISON FOR THE PERIOD OF JULY 1, 2020 TO OCTOBER 31, 2020

NIH and NSF			
Rank	Institution Awarded	Amount Awarded	Awards
1	Howard University	\$ 11,074,912	31
2	Delaware State University	\$ 6,773,128	15
3	Morehouse School of Medicine	\$ 5,817,928	18
4	North Carolina A&T State University	\$ 5,578,446	13
5	Meharry Medical College	\$ 5,261,419	16
6	Jackson State University	\$ 5,159,129	10
7	Florida A&M University	\$ 4,334,897	15
8	Morgan State University	\$ 3,610,501	12
9	Morehouse College	\$ 1,925,647	3
10	Tennessee State University	\$ 1,521,197	4

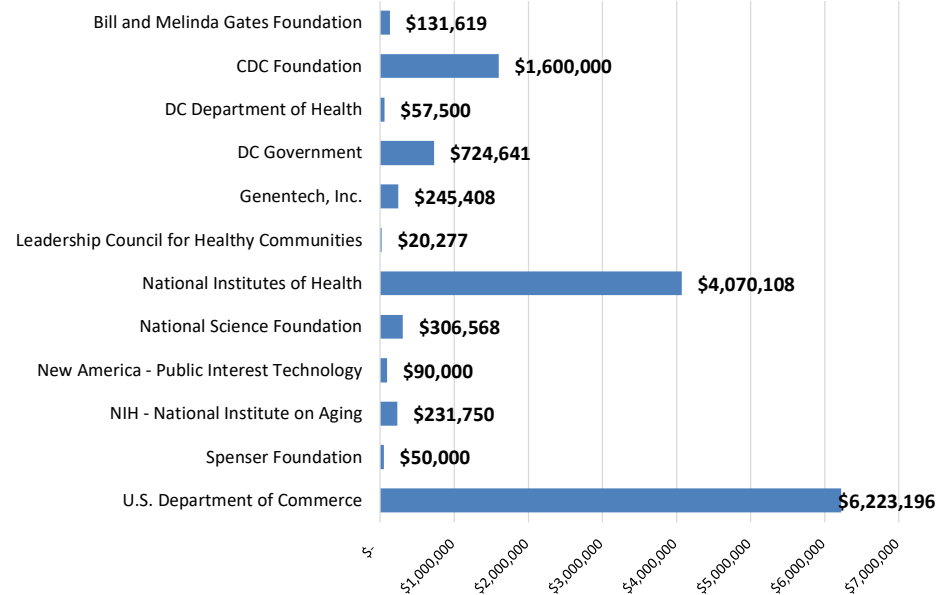
* indicates amounts in thousands of dollars

UNIVERSITY RESEARCH DASHBOARD

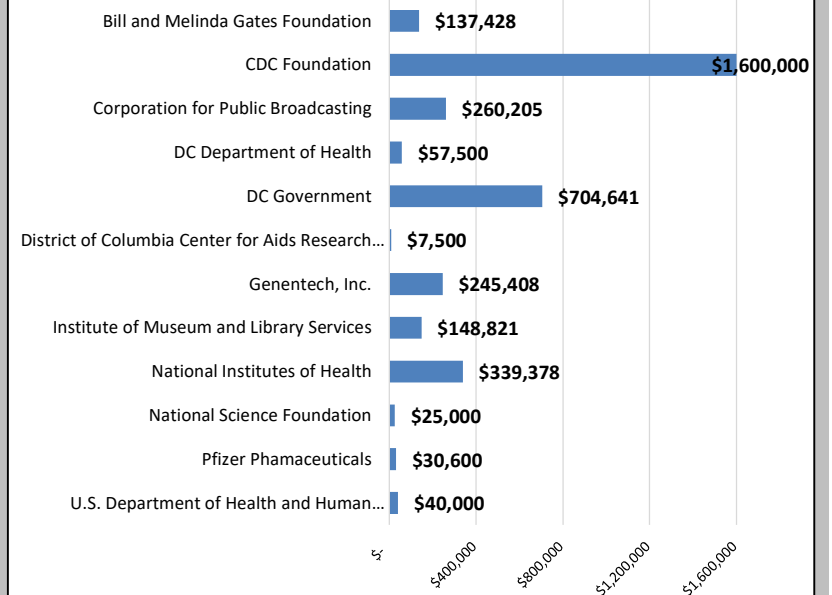
FISCAL YEAR 2021
(July 1, 2020 - October 31, 2020)

11/9/2020

Funding Sources of Proposed COVID-19 Projects



Funding Sources of Funded COVID-19 Projects



PI	Project Title	Funding Source	COVID-19 Funding Type	Amount Requested
Proposals				\$ 13,751,067
Adams, Terri M.	NCAS-M Ceiling Funding Increase to NOAA Educational Partnership Program with Minority Serving Institutions Cooperative Science Center	U.S. Department of Commerce		\$ 6,223,196
Byerly, Carolyn M.	CDC Foundation COVID-19 Stigma Project	CDC Foundation		\$ 1,600,000
Cosby Jr., Robert L.	Developing a Project Evaluation for the Virtual Health Ministry Program (VHM) in the District of Columbia	Leadership Council for Healthy Communities		\$ 20,277
Delgado Vela, Jeseth	Wastewater as A Comprehensive Tool to Mitigate the Spread of COVID-19	National Institutes of Health		\$ 159,506
Filipeanu, Catalin	COVID-19 AT1R-ACE2 Strategy	National Institutes of Health		\$ 309,000
Hall Brown, Tyish S.	COVID-19 Building Resiliency and Recovery Grant	DC Department of Health		\$ 57,500
Hazzazi, Noha M.	Exposing and Confronting Misinformation on COVID-19 and its Impact on Minority Communities	New America - Public Interest Technology		\$ 90,000
Kumari, Namita	Immunomodulation by Iron Chelation and Hemolysis to Prevent COVID-19 Disease Severity	National Institutes of Health		\$ 154,500
Mahgoub, Siham	Preparation for CoVPN/HTVN Trial Instillation	National Institutes of Health		\$ 197,267
Mellman, Thomas A.	Response to Notice of Special Interest from the National Institute of Health to NOT-OD-20-121 - Limited Competition for Emergency Competitive Revisions for Community-	National Institutes of Health		\$ 1,351,184

* indicates amounts in thousands of dollars

Data Provided By: Sponsored Research and Administration Unit

UNIVERSITY RESEARCH DASHBOARD

FISCAL YEAR 2021
(July 1, 2020 - October 31, 2020)

11/9/2020

PI	Project Title	Funding Source	COVID-19 Funding Type	Amount Requested
Proposals				\$ 13,751,067
Nwulia, Evaristus A.	Development and Evaluation of Computerized Rapid Smell Test by Evon Medics (EMRAST)	National Institutes of Health		\$ 69,999
Obisesan, Thomas O.	Alzheimer's Clinical Trials Consortium (ACTC) - COVID-19 Supplement	National Institutes of Health		\$ 30,000
Obisesan, Thomas O.	Evaluation of the Reliability and Validity of Computerized Rapid Smell Test by Evon Medics (EMRAST) for Quantitative Screening of COVID-19 Specific Smell Loss	NIH - National Institute on Aging		\$ 154,500
Obisesan, Thomas O.	Hayes Senior Wellness Center	DC Government		\$ 704,641
Obisesan, Thomas O.	Supplement to Development and Evaluation of Computerized Olfactory Training Program (COT) for Cognitive Decline in Preclinical and Early Alzheimer's Disease (AD)	NIH - National Institute on Aging		\$ 77,250
Okunji, Priscilla O.	Utilizing Innovative Education to Improve Reproductive Health & Related COVID-19 Risk Factors Among Africans Residing in DC Area	DC Government		\$ 20,000
Scott, Elsie L.	COVID-19 Impact in the HBCU Community	Bill and Melinda Gates Foundation		\$ 131,619
Southerland, William M.	Differential Biological Pathways with COVID-19 Disease Severity in African Americans: Role of Genetic Susceptibility	National Institutes of Health		\$ 190,400
Southerland, William M.	Social, Ethical, and Behavioral Implications (SEBI) Research on COVID-19 Testing Among Undeserved and/or Vulnerable Populations	National Institutes of Health		\$ 618,000
Southerland, William M.	Urgent Grassroots Black Community COVID Vaccine Clinical Trials Recruitment Initiative	National Institutes of Health		\$ 154,500
Stanford, Shameka N.	A Multidisciplinary Conference Supporting the Special Education Needs of Black Youth with Disabilities During a Pandemic and Social Unrest	Spenser Foundation		\$ 50,000
Tang, Qiyi	A Cytomegalovirus-vectored Vaccine Targeting Multiple Proteins Against COVID-19	National Institutes of Health		\$ 225,000
Teng, Shaolei	Integrative Bioinformatics Platform for Coronavirus Mutation Analysis and Peptide Design	National Institutes of Health		\$ 375,654
Teng, Shaolei	Systemic Effects of Mutations on Coronavirus Protein Structures and Functions	National Science Foundation		\$ 137,540
Wei, Tao	Biophysical and Colloidal Mechanisms of COVID-19 Transmission via Aerosols	National Institutes of Health		\$ 123,600
Wei, Tao	Collaborative Research: Aerosol Deposition in the Lung and its Contribution to the Transmission of SARS-CoV-2	National Science Foundation		\$ 41,999
Wilcox, Ronald D.	A Randomized, Double-Blind, Placebo Controlled, Multicenter Study to Evaluate the Efficacy and Safety of Tocilizumab in Hospitalized Patients with COVID-19 Pneumonia	Genentech, Inc.		\$ 245,408
Yakubu, Abdul-Aziz	Modeling Race and Age in Ongoing COVID-19 Pandemic	National Science Foundation		\$ 127,029
Yazdani, Hessam	Understanding Role of Air Pollutants in Airborne and Surface Transmissions of COVID-19	National Institutes of Health		\$ 111,498
Awards				\$ 3,596,481
Byerly, Carolyn M.	CDC Foundation COVID-19 Stigma Project	CDC Foundation		\$ 1,600,000
Daftary, Monika N.	Ryan White HIV/AIDS Program AETC COVID-19 Response	U.S. Department of Health and Human Services		\$ 40,000

UNIVERSITY RESEARCH DASHBOARD

FISCAL YEAR 2021
(July 1, 2020 - October 31, 2020)

11/9/2020

PI	Project Title	Funding Source	COVID-19 Funding Type	Amount Requested
Delgado Vela, Jeseth	RCN: Wastewater Surveillance of SARS-CoV-2	National Science Foundation		\$ 25,000
Eron, Abby	Howard University Gallery of Art COVID-19 Response: African American Collection Online Discovery and Accessibility Learning Initiative	Institute of Museum and Library Services		\$ 148,821
Haj, Luma	FY 2020 Stabilization Funds	Corporation for Public Broadcasting		\$ 260,205
Hall Brown, Tyish S.	Promoting Resiliency and Recovery 2: An Mergency Grant to Address Mental Health and Substance Use Disorders During Covid-19	DC Department of Health		\$ 57,500
Mahgoub, Siham	COVID-19 Prevention Network (CoVPN) Site Preparedness Funding - Washington, DC Protocol Specific Site	National Institutes of Health		\$ 339,378
Obisesan, Thomas O.	Hayes Senior Wellness Center	DC Government		\$ 704,641
Retta, Tamrat M.	A Randomized, Double-blind, Placebo-Controlled Trial to Evaluate the Efficacy of Ramipril to Prevent ICU Admission, Mechanical Ventilation or Death in Persons with	Pfizer Phamaceuticals		\$ 30,600
Rungkitwattanakul, Dhakrit	Characteristics and Outcomes of HIV-infected Patients with COVID-19	District of Columbia Center for Aids Research (DC-CFAR)		\$ 7,500
Scott, Elsie L.	COVID-19 Impact in the HBCU Community	Bill and Melinda Gates Foundation		\$ 137,428
Wilcox, Ronald D.	A Randomized, Double-Blind, Placebo Controlled, Multicenter Study to Evaluate the Efficacy and Safety of Tocilizumab in Hospitalized Patients with COVID-19 Pneumonia	Genentech, Inc.		\$ 245,408

Research Development Events and Functions

Function	Function Type	Organization	Location	Start Date	End Date	Faculty/ Staff	Student Attendees	Non-University Participants	Total Participants
ORD Faculty Consultation- Pre & Post Award	Proposal Development and Grantsmanship	OOR		7/1/2020	7/31/2020	110	12	0	122
Pre and Post Award Grant Support	Proposal Development and Grantsmanship	OOR	Washington, DC	8/1/2020	8/31/2020	122	0	12	134
Pre and Post Award Grant Support	Proposal Development and Grantsmanship	OOR	Washington, DC	9/1/2020	9/1/1931	160	0	0	160
RCMI COVID Team Science, Research, and Supplement Webinar		RAMI and OOR		10/21/2020	10/21/2020	26	0	0	26
Chan Zuckerberg Initiative Information Session	Chan Zuckerberg Initiative Information Session	Chan Zuckerberg Initiative		10/15/2020	10/15/2020	0	0	0	0
Red River	Federal Contract Opportunity Meeting	Red River		10/19/2020	10/19/2020	0	0	5	5
Robert Wood Johnson Foundation	RWJF - Evidence for Action (E4A) Information Session	Robert Wood Johnson Foundation		10/21/2020	10/21/2020	0	0	3	3
DARPA Grantsmanship Webinar		DARPA		10/23/2020	10/23/2020	20	0	1	21
NSF Grant Workshop	Grantsmanship Workshop	NS		10/30/2020	10/30/2020	40	0	25	65
Brookhaven National Lab Meeting		Brookhaven National Lab		10/28/2020	10/28/2020	12	0	2	14
RD- Faculty Consultation- Pre and Post Award	Pre-Award Proposal Development Guidance and Resources Post Award Support - Consultant Agreements, ePARS. Requisitions Faculty Individual; and Group Meetings Identification of Funding Opportunities			10/1/2020	10/31/2020	152	0	0	152
						642	12	48	702