

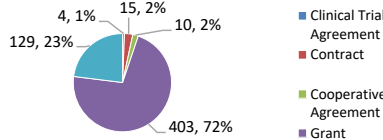
PROPOSALS PROCESSED

AWARDS PROCESSED

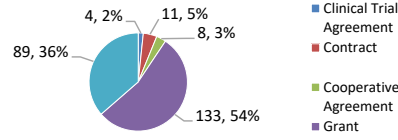
	June FY19 (July 1, 2018 to June 30, 2019)		June FY20 (July 1, 2019 to June 30, 2020)	
College of Arts and Sciences	89	\$ 15,141,587	119	\$ 18,072,760
College of Dentistry	6	\$ 898,007	17	\$ 3,849,029
College of Engineering and Architecture	78	\$ 14,605,738	101	\$ 19,036,655
College of Medicine	169	\$ 51,208,412	190	\$ 55,222,636
College of Nursing and Allied Health Sciences	7	\$ 2,498,211	10	\$ 1,609,718
College of Pharmacy	38	\$ 7,288,510	33	\$ 5,956,725
Graduate School	18	\$ 7,800,140	21	\$ 28,102,453
Office of the President	8	\$ 1,515,024	6	\$ 2,338,631
Office of the Provost and Chief Academic Officer	13	\$ 7,238,796	21	\$ 6,322,187
School of Business	2	\$ 960,057	8	\$ 2,683,756
School of Communications	11	\$ 935,503	4	\$ 433,900
School of Divinity	0	\$ -	1	\$ 4,000
School of Education	12	\$ 2,910,396	20	\$ 5,180,599
School of Law	3	\$ 277,704	1	\$ 80,001
School of Social Work	10	\$ 2,074,750	9	\$ 1,770,224
Grand Total	464	\$ 115,352,835	561	\$ 150,663,274

	June FY19 (July 1, 2018 to June 30, 2019)		June FY20 (July 1, 2019 to June 30, 2020)	
College of Arts and Sciences	45	\$ 5,269,650	39	\$ 4,228,057
College of Dentistry	5	\$ 896,298	5	\$ 1,042,438
College of Engineering and Architecture	53	\$ 5,486,069	44	\$ 4,681,611
College of Medicine	91	\$ 16,828,126	98	\$ 22,397,026
College of Nursing and Allied Health Sciences	7	\$ 2,222,584	2	\$ 14,760
College of Pharmacy	21	\$ 4,317,327	18	\$ 4,117,689
Graduate School	10	\$ 4,265,017	6	\$ 3,960,620
Office of the President	7	\$ 1,152,781	6	\$ 15,292,746
Office of the Provost and Chief Academic Officer	18	\$ 10,433,247	12	\$ 6,852,735
School of Business	2	\$ 644,411	1	\$ 1,280,000
School of Communications	6	\$ 716,771	1	\$ 120,843
School of Divinity	1	\$ 48,403	1	\$ 4,000
School of Education	14	\$ 1,976,107	7	\$ 1,953,217
School of Law	3	\$ 277,704	2	\$ 195,208
School of Social Work	5	\$ 918,766	3	\$ 523,763
Grand Total	288	\$ 55,453,261	245	\$ 66,664,713

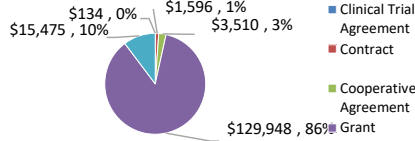
Proposals Processed by Activity Type



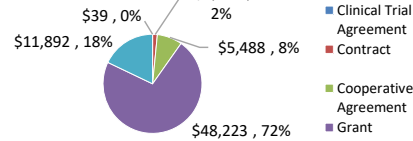
Awards Processed by Activity Type



Funds Requested by Activity Type*



Funds Received by Activity Type*



School/College	Active PIs
College of Arts and Sciences	68
College of Dentistry	8
College of Engineering and Architecture	29
College of Medicine	70
College of Nursing and Allied Health Sciences	8
College of Pharmacy	16
Graduate School	8
Office of the President	2
Office of the Provost and Chief Academic Officer	4
School of Business	4
School of Communications	4
School of Divinity	1
School of Education	14
School of Law	2
School of Social Work	7
Grand Total	243

TOP 10 HBCU COMPARISON FOR THE PERIOD OF JULY 1, 2018 TO JUNE 30, 2019			
NIH			
Rank	Institution Awarded	Amount Awarded	Awards
1	Meharry Medical College	\$ 15,455,822	32
2	Morehouse School of Medicine	\$ 15,375,809	34
3	North Carolina Central University	\$ 12,515,253	28
4	Tuskegee University	\$ 6,003,556	17
5	Texas Southern University	\$ 5,821,198	9
6	Delaware State University	\$ 4,957,759	11
7	Howard University	\$ 3,495,697	15
8	Florida A&M University	\$ 3,149,129	14
9	South Carolina State University	\$ 2,522,526	10
10	Tennessee State University	\$ 1,944,808	9

TOP 10 HBCU COMPARISON FOR THE PERIOD OF JULY 1, 2018 TO JUNE 30, 2019			
NSF			
Rank	Institution Awarded	Amount Awarded	Awards
1	North Carolina A&T State University	\$ 9,031,208	26
2	Howard University	\$ 8,316,757	18
3	Tennessee State University	\$ 5,108,349	7
4	North Carolina Central University	\$ 5,106,991	9
5	Morehouse College	\$ 4,898,735	7
6	Tuskegee University	\$ 4,192,674	5
7	Hampton University	\$ 3,862,645	9
8	Clark Atlanta University	\$ 3,167,569	6
9	Spelman College	\$ 3,021,146	9
10	Xavier University of Louisiana	\$ 2,978,401	6

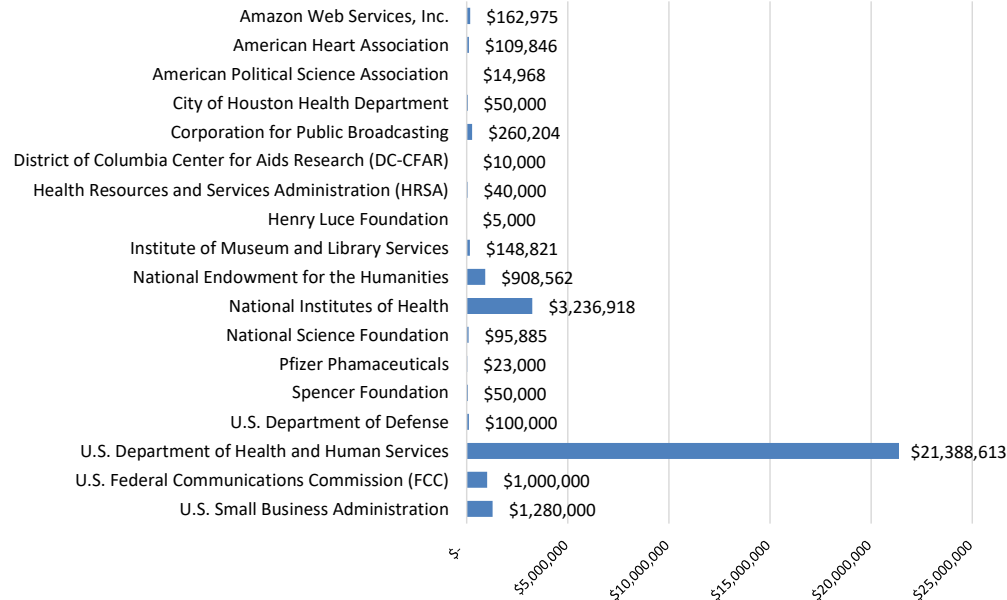
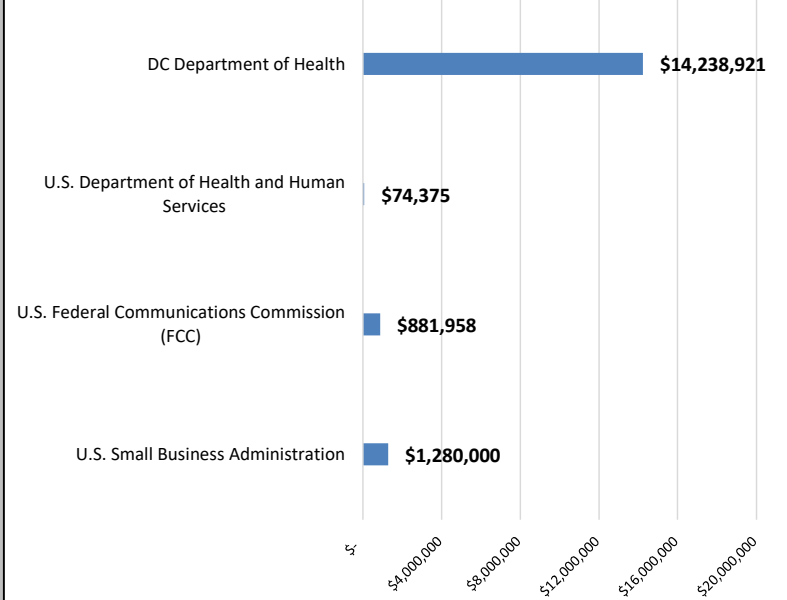
TOP 10 HBCU COMPARISON FOR THE PERIOD OF JULY 1, 2018 TO JUNE 30, 2019			
NIH and NSF			
Rank	Institution Awarded	Amount Awarded	Awards
1	North Carolina Central University	\$ 17,317,011	36
2	Morehouse School of Medicine	\$ 16,020,808	34
3	Meharry Medical College	\$ 15,092,072	31
4	Howard University	\$ 11,812,454	33
5	North Carolina A&T State University	\$ 10,308,240	30
6	Tuskegee University	\$ 10,196,230	22
7	Texas Southern University	\$ 7,121,192	14
8	Tennessee State University	\$ 7,053,157	16
9	Delaware State University	\$ 6,091,111	15
10	Florida A&M University	\$ 6,067,936	21

TOP 10 HBCU COMPARISON FOR THE PERIOD OF JULY 1, 2019 TO JUNE 30, 2020			
NIH			
Rank	Institution Awarded	Amount Awarded	Awards
1	Meharry Medical College	\$ 24,436,242	58
2	Morgan State University	\$ 19,873,391	22
3	Xavier University of Louisiana	\$ 16,420,127	23
4	Florida A&M University	\$ 14,678,161	30
5	Morehouse School of Medicine	\$ 14,471,468	26
6	Clark Atlanta University	\$ 13,538,296	34
7	Howard University	\$ 10,818,484	28
8	Delaware State University	\$ 4,657,475	9
9	Morehouse College	\$ 2,337,223	7
10	North Carolina A&T State University	\$ 1,895,874	6

TOP 10 HBCU COMPARISON FOR THE PERIOD OF JULY 1, 2019 TO JUNE 30, 2020			
NSF			
Rank	Institution Awarded	Amount Awarded	Awards
1	Howard University	\$ 8,074,312	19
2	University of the Virgin Islands	\$ 5,820,199	3
3	North Carolina A&T State University	\$ 5,366,451	19
4	Florida A&M University	\$ 4,705,206	11
5	Prairie View A&M University	\$ 4,395,809	6
6	Jackson State University	\$ 3,829,434	8
7	Tennessee State University	\$ 3,557,612	8
8	Virginia State University	\$ 2,987,962	3
9	Norfolk State University	\$ 2,924,038	6
10	Morgan State University	\$ 2,763,878	8

TOP 10 HBCU COMPARISON FOR THE PERIOD OF JULY 1, 2019 TO JUNE 30, 2020			
NIH and NSF			
Rank	Institution Awarded	Amount Awarded	Awards
1	Meharry Medical College	\$ 24,436,242	58
2	Morgan State University	\$ 22,637,269	30
3	Florida A&M University	\$ 19,383,367	41
4	Howard University	\$ 18,892,796	47
5	Xavier University of Louisiana	\$ 17,046,348	25
6	Morehouse School of Medicine	\$ 14,471,468	26
7	Clark Atlanta University	\$ 13,813,236	36
8	North Carolina A&T State University	\$ 7,262,325	25
9	Delaware State University	\$ 6,899,430	13
10	University of the Virgin Islands	\$ 5,820,199	3

* indicates amounts in thousands of dollars

Funding Sources of Proposed COVID-19 Projects

Funding Sources of Funded COVID-19 Projects


PI	Project Title	Funding Source	COVID-19 Funding Type	Amount Requested
Proposals				\$ 28,884,792
Abbas, Muneer M.	TCR-T Gene Therapy for the Treatment of COVID-19 Infections	National Institutes of Health		\$ 242,000
Carter-Nolan, Pamela	Howard University Community Cores (HU C3)	U.S. Department of Health and Human Services		\$ 21,164,238
Daftary, Monika N.	Mid-Atlantic AIDS Education and Training Center (MAAETC) COVID-19	Health Resources and Services Administration (HRSA)		\$ 40,000
Dawson, Kevin	FCC COVID-19 Telehealth Program Wireline Competition	U.S. Federal Communications Commission (FCC)		\$ 1,000,000
Del Sol, Marina	Writing, Teaching, and Digital Literacy Institute for Howard University's Writing Faculty	National Endowment for the Humanities		\$ 88,526
Delgado Vela, Jeseth	RCN: Wastewater Surveillance of SARS-CoV-2	National Science Foundation		\$ 25,000
Delgado Vela, Jeseth	Wastewater Monitoring for Coronavirus Contamination	City of Houston Health Department		\$ 50,000
Eron, Abby	Howard University Gallery of Art COVID-19 Response: African American Collection Online Discovery and Accessibility Learning Initiative	Institute of Museum and Library Services		\$ 148,821
Filipeanu, Catalin	ACE2 Internalization and COVID-19	National Institutes of Health		\$ 264,439
Gu, Xinbin	Novel, High-Impact Studies Evaluating HBCU Dental Health System and Dental Healthcare Professional Responsiveness to COVID-19	National Institutes of Health		\$ 500,000
Haj, Luma	FY 2020 Stabilization Funds	Corporation for Public Broadcasting		\$ 260,204
Harvey, Barron H.	DC Small Business Development Center @Howard University	U.S. Small Business Administration	COVID-19 related funds – SBDC Cares ACT	\$ 1,280,000
Jacob, Eliseo	Afro-Brazilian Research Institute - Digital Initiative Project	National Endowment for the		\$ 220,914
Karla, Pradeep K.	Development of Rapid and Sensitive Lateral Flow Immunoassay Test for COVID-19	Amazon Web Services, Inc.		\$ 162,975
Karla, Pradeep K.	Development of Rapid and Sensitive Lateral Flow Immunoassay Test for COVID-19	American Heart Association		\$ 109,846
Kumari, Namita	Immunomodulation by Iron Chelation and Hemolysis Prevents Viral Disease Severity	National Institutes of Health		\$ 10,000

* indicates amounts in thousands of dollars

UNIVERSITY RESEARCH DASHBOARD

FISCAL YEAR 2020

(July 1, 2019 - June 30, 2020)

8/4/2020

PI	Project Title	Funding Source	COVID-19 Funding Type	Amount Requested
Kurian, Philip J.	Fast Detection of SARS-CoV-2 in the UV	National Institutes of Health		\$ 206,001
Kurian, Philip J.	Superradiant Signatures of SARS-CoV-2 for Fast Detection in the UV	U.S. Department of Defense		\$ 50,000
Kwagyan, John	Building a COVID-19 Diagnosis and Outcome Prediction Tool for High Risk Populations	National Institutes of Health		\$ 19,632
Laurence, Brian E.	Machine Learning to Provide Guidance and Directives for Dental Practice Pandemic Preparedness	National Institutes of Health		\$ 21,939
Maxwell, Celia J.	Ryan White HIV/AIDS Program Part C EIS COVID--19 Response	U.S. Department of Health and Human Services	Ryan White HIV/AIDS Program Part C EIS COVID--19 Response	\$ 74,375
Mellman, Thomas A.	Administrative Supplement to Nocturnal Arousal and Cardiovascular Risk	National Institutes of Health		\$ 124,632
Muaka, Leonard	World Languages and Cultures Through a Digital Platform	National Endowment for the Humanities		\$ 299,122
Nekhai, Sergei	COVID19-respiratory Virus Clinical and Laboratory Evolution in Patients with Hemoglobinopathies	National Institutes of Health		\$ 487,061
Retta, Tamrat M.	A Randomized, Double-blind, Placebo-Controlled Trial to Evaluate the Efficacy of Ramipril to Prevent ICU Admission, Mechanical Ventilation or Death in Persons with COVID-19	Pfizer Pharmaceuticals		\$ 23,000
Rungkitwattanakul, Dhakrit	Characteristics and Outcomes of HIV-infected Patients with COVID-19	District of Columbia Center for Aids Research (DC-CFAR)		\$ 10,000
Searles, Thomas A.	NSF RAPID: Understand and Mitigating the Effects of University Closures due to COVID-19 on Black Students in Physics at the Bachelors Level	National Science Foundation		\$ 20,885
Seltzer, Richard	APSA Doctoral Dissertation Research Improvement Grant Project Description and Research Plan	American Political Science Association		\$ 14,968
Spriggs, William E.	Tracking Real Time Work Activity and COVID Cases to Understand Racial Disparities in COVID	Henry Luce Foundation		\$ 5,000
Tang, Qi yi	Development of A Cytomegalovirus-vectored SARS-CoV-2 Vaccine Against COVID-19	National Institutes of Health		\$ 216,300
Tang, Qi yi	Development of A Cytomegalovirus-vectored SARS-CoV-2 Vaccine Against COVID-19	National Institutes of Health		\$ 398,750
Teng, Shaolei	Targeting SARS-CoV-2 Spike Protein by ACE2- and TMPRSS2-derived Peptides Against COVID-19	National Institutes of Health		\$ 746,164
Tofade, Toyin	The Center of Excellence ACT-UP (Activating COVID-19 Training and Telehealth for Underserved Populations) Program	U.S. Department of Health and Human Services		\$ 150,000
Wang, Xiang S.	Virtual Reality Technologies to Revolutionize Remote Teaching in the COVID-19 Crisis	Spencer Foundation		\$ 50,000
Wei, Tao	Genetic Engineering with Human Made Structure	U.S. Department of Defense		\$ 50,000
Williams, Dana A.	We Rise Together: Chronicling COVID-19 in Living Color	National Endowment for the Humanities		\$ 300,000
Yazdani, Hessam	RAPID: Modified Waste Plastics as Antiviral Coatings for Common Surfaces	National Science Foundation		\$ 50,000
Awards				\$ 16,475,254
Dawson, Kevin	FCC COVID-19 Telehealth Program	U.S. Federal Communications Commission (FCC)		\$ 881,958
Freeman, Anthony	DC COVID Public Health Emergency Hospital Medical Surge Grant I	DC Department of Health		\$ 4,238,921
Freeman, Anthony	DC COVID Public Health Emergency Hospital Medical Surge Grant II	DC Department of Health		\$ 10,000,000
Harvey, Barron H.	DC Small Business Development Center COVID-19 Supplement	U.S. Small Business Administration	COVID-19 related funds -- SBDC Cares ACT	\$ 1,280,000
Maxwell, Celia J.	Ryan White HIV/AIDS Program Part C EIS COVID--19 Response	U.S. Department of Health and Human Services	Ryan White HIV/AIDS Program Part C EIS COVID--19 Response	\$ 74,375

* indicates amounts in thousands of dollars

Data Provided By: Sponsored Research and Administration Unit

Research Development Events and Functions									
Function	Function Type	Organization	Location	Start Date	End Date	Faculty/ Staff	Student Attendees	Non-University Participants	Total Participants
OOR New & Continuing Faculty Orientation	Training	Howard University Office of Research	HUIRB	8/16/2019		98	0	0	98
NSF Grant Workshop	Grant Proposal Development Workshop	National Science Foundation	HUIRB	9/20/2019		50	0	0	50
Brookhaven National Laboratory Faculty Forum	Faculty Grant Research Collaboration and Workforce Development Workshop	Brookhaven National Laboratory	HUIRB	9/27/2019		30	15	0	45
Brookhaven National Laboratory Information Session	Student Workforce Development Information Session	Brookhaven National Laboratory	HUIRB	10/16/2019		2	20	0	22
Office of Procurement & Contracting Workshop	Information Session	Office of Procurement and Contracting	HUIRB	10/4/2019		45	0	0	45
NASA/Jet Propulsion Laboratory (JPL) Information Session	Workforce Development - Student Internship Recruitment	NASA/Jet Propulsion Laboratory (JPL)	LK Downing Hall Atrium, CEA, Howard University	10/31/2019		0	100	0	100
NASA/Jet Propulsion Laboratory (JPL) Tech Talk	Tech Talk	NASA/Jet Propulsion Laboratory (JPL)	HUIRB	10/31/2019		0	30	0	30
How to do Business with AFOSR (Air Force Office of Science Research) - Best Practices Workshop	Department of Defense Grants and Contracts Workshop	Air Force Office of Scientific Research	BRICC, Arlington, VA	10/28/2019		5	0	0	5
NASA/Jet Propulsion Laboratory (JPL) HBCU/MSI Outreach Initiative	Federal Contract Workshop	NASA/Jet Propulsion Laboratory (JPL)	Jet Propulsion Laboratory, Pasadena, CA	7/29/2019	8/1/2019	2	0	0	2
Accounting Research Group Information Session	Grant Workshop - Finding Funding, Proposal Development and Submission Guidelines	Office of Research	Deans Conference Room, SOB, Howard University	11/1/2019		8	0	0	8
Washington Regional Association of Grantmakers (WRAG) Trustee & CEO Reception	Philanthropic Grants Reception	Washington Regional Association of Grantmakers	Founders Library Browsing Room	9/17/2019		15	5	75	95
MSI Research Development Consortium (MSRDC) Faculty Forum	Federal (Department of Defense) Contracts Workshop	MSRDC	HUIRB	11/8/2019		10	0	5	15
NSF I-CORPS Faculty Commercialization workshop	Grant Workshop	OOR		11/15/2019		4	1	0	5
NSF ICORPS Information Session	Information Session		HUIRB	11/15/2019		6	0	0	6
Oak Ridge National Laboratory Collaboration Workshop: Fostering Strategic Partnerships with HBCUs and HSIs	National Laboratory Workshop	Oak Ridge National Laboratory	Oak Ridge National Laboratory	11/19/2019	11/20/2019	3	2	0	5
School of Communications Junior Faculty Meeting	Proposal Development Workshop	Office of Research-Research Development		11/21/2019		8	0	0	8
Office of Research- Research Development	Faculty Weekly Consultation Meetings			1/14/2020	1/31/2020	60	5	0	65
Capital CoLAB & BHEF Digital Technology Up/Reskilling Convening	NSF funded credentialing project meeting	Greater Washington Partnership		1/30/2020		0	0	35	35
NIH Office of Management All Hands Meeting	Federal Contract Development Meeting	NIH	NIH - Bethesda, MD	2/5/2020		0	0	200	200
Office of Research-Research Development	Faculty Individual and Small Group Proposal Development Training Sessions		The Graduate School & IRB	2/1/2020	2/28/2020	65	3	0	68
Greater Washington Partnership Generalist Credential Working Group	Generalist Credential Development		NIH - Bethesda, MD	2/5/2020	2/21/2020	5	0	0	5
Office of Research Development Faculty (Individual and Small Group Proposal Development Meetings)	Proposal Development			3/1/2020	3/31/2020	115	0	0	115
ORD Faculty Consultation_Proposal Development Meetings	Proposal Development and Grantsmanship (Individual and Group Meetings)	OOR		4/1/2020	4/30/2020	112	0	0	112
National Endowment for the Humanities NEH CARES: Cultural Organizations Meeting	NEH Information Session	OOR		4/28/2020	4/30/2020	15	0	0	15
ORD Faculty Consultation- Proposal Development Meetings	Proposal Development and Grantsmanship	OOR		5/1/2020	5/31/2020	100	0	0	100
NSF MCB HBCU-EIR Review Panel & Proposal Writing Workshop	Proposal Writing Workshop	NSF		6/2/2020	6/8/2020	20	0	0	20
ORD Faculty Consultation	Proposal Development, Grantsmanship, Communication of Research Opportunities	ORD		6/1/2020	6/30/2020	115	10	0	125
TOTAL						893	191	315	1399

* indicates amounts in thousands of dollars

Data Provided By: Sponsored Research and Administration Unit