

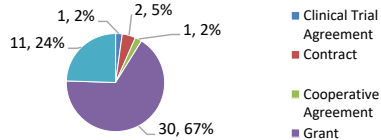
PROPOSALS PROCESSED

AWARDS PROCESSED

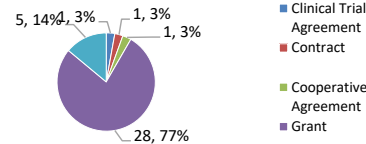
	July FY20 (July 1, 2019 to July 31, 2019)		July FY21 (July 1, 2020 to July 31, 2020)	
College of Arts and Sciences	6	\$ 2,258,795	13	\$ 762,166
College of Dentistry	1	\$ 50,000	1	\$ 231,337
College of Engineering and Architecture	11	\$ 2,277,890	7	\$ 1,260,157
College of Medicine	11	\$ 4,032,987	13	\$ 4,698,001
College of Nursing and Allied Health Sciences	1	\$ 20,000	0	\$ -
College of Pharmacy	3	\$ 1,011,906	2	\$ 191,618
Graduate School	1	\$ 82,523	1	\$ 109,720
Office of the President	0	\$ -	1	\$ 118,988
Office of the Provost and Chief Academic Officer	0	\$ -	2	\$ 151,619
School of Business	2	\$ 169,865	1	\$ 638,038
School of Communications	1	\$ 160,900	2	\$ 1,910,345
School of Divinity	0	\$ -	0	\$ -
School of Education	6	\$ 911,295	1	\$ 12,548
School of Law	0	\$ -	0	\$ -
School of Social Work	3	\$ 589,113	1	\$ 125,000
Grand Total	46	\$ 11,565,274	45	\$ 10,209,537

	July FY20 (July 1, 2019 to July 31, 2019)		July FY21 (July 1, 2020 to July 31, 2020)	
College of Arts and Sciences	2	\$ 280,136	6	\$ 1,369,548
College of Dentistry	1	\$ 166,461	2	\$ 236,603
College of Engineering and Architecture	0	\$ -	3	\$ 471,263
College of Medicine	5	\$ 687,864	16	\$ 4,370,191
College of Nursing and Allied Health Sciences	1	\$ 9,760	0	\$ -
College of Pharmacy	2	\$ 548,667	3	\$ 564,162
Graduate School	0	\$ -	0	\$ -
Office of the President	0	\$ -	1	\$ 260,205
Office of the Provost and Chief Academic Officer	0	\$ -	2	\$ 891,250
School of Business	0	\$ -	0	\$ -
School of Communications	0	\$ -	0	\$ -
School of Divinity	0	\$ -	0	\$ -
School of Education	0	\$ -	2	\$ 560,154
School of Law	0	\$ -	0	\$ -
School of Social Work	0	\$ -	1	\$ 125,000
Grand Total	11	\$ 1,692,888	36	\$ 8,848,376

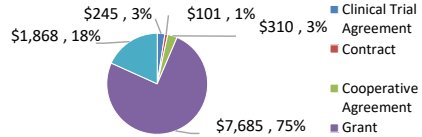
Proposals Processed by Activity Type



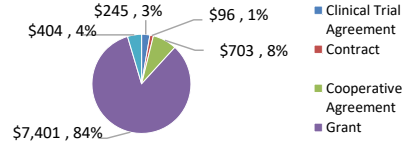
Awards Processed by Activity Type



Funds Requested by Activity Type*



Funds Received by Activity Type*



School/College	Active PIs
College of Arts and Sciences	15
College of Dentistry	2
College of Engineering and Architecture	10
College of Medicine	20
College of Nursing and Allied Health Sciences	0
College of Pharmacy	4
Graduate School	1
Office of the President	2
Office of the Provost and Chief Academic Officer	4
School of Business	1
School of Communications	2
School of Divinity	0
School of Education	3
School of Law	0
School of Social Work	1
Grand Total	65

TOP 10 HBCU COMPARISON FOR THE PERIOD OF JULY 1, 2019 TO JULY 31, 2019			
NIH			
Rank	Institution Awarded	Amount Awarded	Awards
1	Morgan State University	\$ 13,147,461	13
2	Meharry Medical College	\$ 10,221,889	13
3	Xavier University of Louisiana	\$ 4,533,968	4
4	Clark Atlanta University	\$ 3,040,080	16
5	Florida A&M University	\$ 1,273,995	3
6	Morehouse College	\$ 1,167,074	2
7	North Carolina A&T State University	\$ 715,600	2
8	Howard University	\$ 686,500	2
9	Alabama State University	\$ 594,149	1
10	Delaware State University	\$ 107,206	1

TOP 10 HBCU COMPARISON FOR THE PERIOD OF JULY 1, 2019 TO JULY 31, 2019			
NSF			
Rank	Institution Awarded	Amount Awarded	Awards
1	Virginia State University	\$ 2,587,963	2
2	Tennessee State University	\$ 1,783,671	3
3	Morgan State University	\$ 1,541,217	3
4	Delaware State University	\$ 1,444,104	2
5	Howard University	\$ 1,408,436	5
6	South Carolina State University	\$ 1,399,704	2
7	Clark University	\$ 1,222,353	3
8	Jackson State University	\$ 1,087,742	2
9	Prairie View A&M University	\$ 920,878	2
10	Norfolk State University	\$ 849,138	1

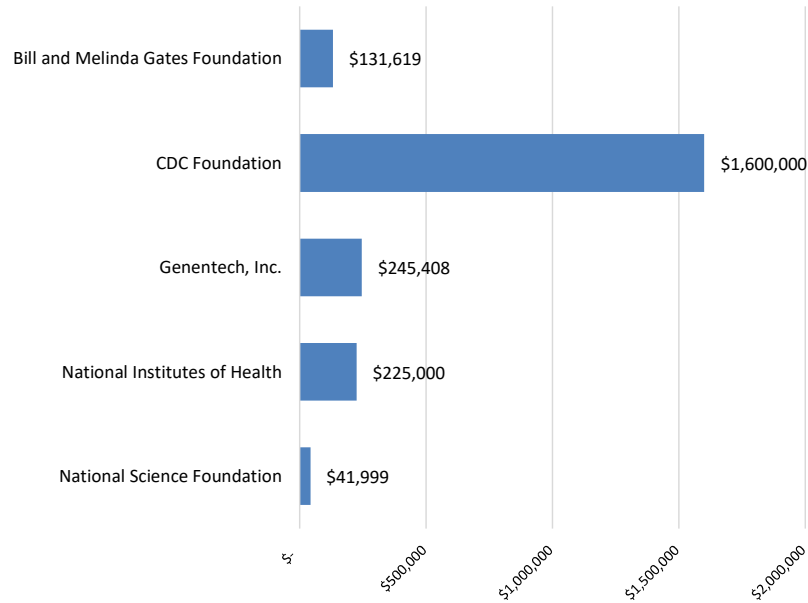
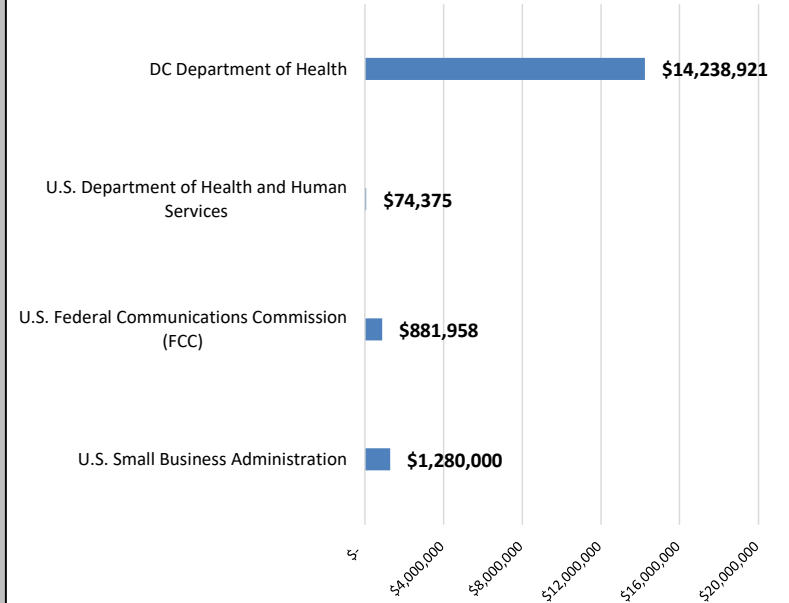
TOP 10 HBCU COMPARISON FOR THE PERIOD OF JULY 1, 2019 TO JULY 31, 2019			
NIH and NSF			
Rank	Institution Awarded	Amount Awarded	Awards
1	Morgan State University	\$ 14,688,678	16
2	Meharry Medical College	\$ 10,221,889	13
3	Xavier University of Louisiana	\$ 4,533,968	4
4	Clark Atlanta University	\$ 3,040,080	16
5	Virginia State University	\$ 2,587,963	2
6	Howard University	\$ 2,094,936	7
7	Tennessee State University	\$ 1,783,671	3
8	Florida A&M University	\$ 1,573,995	4
9	Delaware State University	\$ 1,551,310	3
10	South Carolina State University	\$ 1,399,704	2

TOP 10 HBCU COMPARISON FOR THE PERIOD OF JULY 1, 2020 TO JULY 31, 2020			
NIH			
Rank	Institution Awarded	Amount Awarded	Awards
1	Howard University	\$ 2,570,984	13
2	Morehouse School of Medicine	\$ 1,963,670	6
3	Meharry Medical College	\$ 1,614,040	2
4	North Carolina A&T State University	\$ 1,013,049	3
5	Florida A&M University	\$ 368,872	1
6	Morgan State University	\$ 302,000	2
7			
8			
9			
10			

TOP 10 HBCU COMPARISON FOR THE PERIOD OF JULY 1, 2020 TO JULY 31, 2020			
NSF			
Rank	Institution Awarded	Amount Awarded	Awards
1	North Carolina A&T State University	\$ 2,035,152	5
2	Howard University	\$ 1,577,697	4
3	Clark University	\$ 724,781	1
4	Morgan State University	\$ 475,407	2
5	Benedict College	\$ 466,200	1
6	Central State University	\$ 306,343	1
7	Prairie View A&M University	\$ 300,000	1
8	Jackson State University	\$ 299,999	1
9	Tennessee State University	\$ 268,864	1
10	Delaware State University	\$ 239,998	1

TOP 10 HBCU COMPARISON FOR THE PERIOD OF JULY 1, 2020 TO JULY 31, 2020			
NIH and NSF			
Rank	Institution Awarded	Amount Awarded	Awards
1	Howard University	\$ 4,148,681	17
2	North Carolina A&T State University	\$ 3,048,201	8
3	Morehouse School of Medicine	\$ 1,963,670	6
4	Meharry Medical College	\$ 1,614,040	2
5	Morgan State University	\$ 777,407	4
6	Clark University	\$ 724,781	1
7	Benedict College	\$ 466,200	1
8	Florida A&M University	\$ 368,872	1
9	Central State University	\$ 306,343	1
10	Prairie View A&M University	\$ 300,000	1

* indicates amounts in thousands of dollars

Funding Sources of Proposed COVID-19 Projects

Funding Sources of Funded COVID-19 Projects


PI	Project Title	Funding Source	COVID-19 Funding Type	Amount Requested
Proposals				\$ 2,244,026
Byerly, Carolyn M.	CDC Foundation COVID-19 Stigma Project	CDC Foundation		\$ 1,600,000
Scott, Elsie L.	COVID-19 Impact in the HBCU Community	Bill and Melinda Gates Foundation	N	\$ 131,619
Tang, Qiyi	A Cytomegalovirus-vectored Vaccine Targeting Multiple Proteins Against COVID-19	National Institutes of Health	Y	\$ 225,000
Wei, Tao	Collaborative Research: Aerosol Deposition in the Lung and its Contribution to the Transmission of SARS-CoV-2	National Science Foundation		\$ 41,999
Wilcox, Ronald D.	A Randomized, Double-Blind, Placebo Controlled, Multicenter Study to Evaluate the Efficacy and Safety of Tocilizumab in Hospitalized Patients with COVID-19 Pneumonia	Genentech, Inc.		\$ 245,408
Awards				\$ 1,387,571
Dawson, Kevin	FCC COVID-19 Telehealth Program	U.S. Federal Communications Commission (FCC)		\$ 881,958
Haj, Luma	FY 2020 Stabilization Funds	Corporation for Public Broadcasting		\$ 260,205
Wilcox, Ronald D.	A Randomized, Double-Blind, Placebo Controlled, Multicenter Study to Evaluate the Efficacy and Safety of Tocilizumab in Hospitalized Patients with COVID-19 Pneumonia	Genentech, Inc.		\$ 245,408

* indicates amounts in thousands of dollars

UNIVERSITY RESEARCH DASHBOARD

 FISCAL YEAR 2021
 (July 1, 2020 - July 31, 2020)

Research Development Events and Functions									
Function	Function Type	Organization	Location	Start Date	End Date	Faculty/ Staff	Student Attendees	Non-University Participants	Total Participants
ORD Faculty Consultation- Pre & Post Award	Proposal Development and Grantsmanship	OOR		7/1/2020	7/31/2020	110	12	0	122
TOTAL						110	12	0	122