

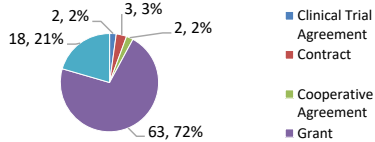
**PROPOSALS PROCESSED**

**AWARDS PROCESSED**

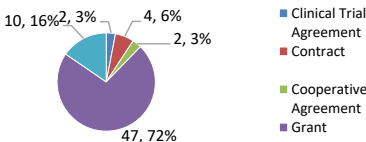
	August FY20 (July 1, 2019 to August 31, 2019)		August FY21 (July 1, 2020 to August 31, 2020)	
College of Arts and Sciences	12	\$ 2,995,396	27	\$ 9,455,874
College of Dentistry	1	\$ 50,000	1	\$ 231,337
College of Engineering and Architecture	14	\$ 2,855,761	12	\$ 2,820,532
College of Medicine	28	\$ 6,431,355	25	\$ 7,889,677
College of Nursing and Allied Health Sciences	2	\$ 25,228	2	\$ 166,954
College of Pharmacy	6	\$ 1,530,507	4	\$ 1,423,368
Graduate School	1	\$ 82,523	2	\$ 120,456
Office of the President	0	\$ -	1	\$ 118,988
Office of the Provost and Chief Academic Officer	0	\$ -	4	\$ 2,351,619
School of Business	2	\$ 169,865	2	\$ 1,138,038
School of Communications	1	\$ 160,900	2	\$ 1,910,345
School of Divinity	1	\$ 4,000	0	\$ -
School of Education	6	\$ 911,295	3	\$ 258,333
School of Law	0	\$ -	2	\$ 210,500
School of Social Work	3	\$ 589,113	1	\$ 125,000
<b>Grand Total</b>	<b>77</b>	<b>\$ 15,805,943</b>	<b>88</b>	<b>\$ 28,221,021</b>

	August FY20 (July 1, 2019 to August 31, 2019)		August FY21 (July 1, 2020 to August 31, 2020)	
College of Arts and Sciences	14	\$ 2,086,929	10	\$ 1,916,296
College of Dentistry	2	\$ 216,461	3	\$ 886,603
College of Engineering and Architecture	9	\$ 956,200	8	\$ 933,254
College of Medicine	17	\$ 3,164,643	24	\$ 5,627,905
College of Nursing and Allied Health Sciences	1	\$ 9,760	0	\$ -
College of Pharmacy	6	\$ 1,120,905	7	\$ 1,874,900
Graduate School	0	\$ -	1	\$ 273,214
Office of the President	0	\$ -	1	\$ 260,205
Office of the Provost and Chief Academic Officer	1	\$ 16,300	5	\$ 2,531,178
School of Business	0	\$ -	0	\$ -
School of Communications	0	\$ -	0	\$ -
School of Divinity	0	\$ -	0	\$ -
School of Education	1	\$ 287,537	4	\$ 1,290,154
School of Law	0	\$ -	1	\$ 100,000
School of Social Work	0	\$ -	1	\$ 125,000
<b>Grand Total</b>	<b>51</b>	<b>\$ 7,858,735</b>	<b>65</b>	<b>\$ 15,818,709</b>

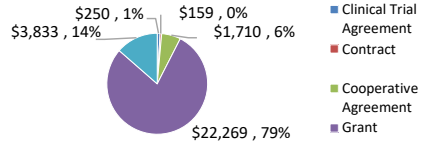
**Proposals Processed by Activity Type**



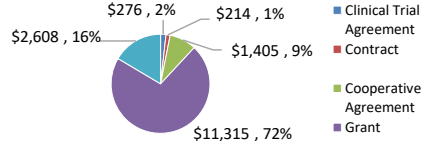
**Awards Processed by Activity Type**



**Funds Requested by Activity Type\***



**Funds Received by Activity Type\***



School/College	Active PIs
College of Arts and Sciences	23
College of Dentistry	3
College of Engineering and Architecture	14
College of Medicine	30
College of Nursing and Allied Health Sciences	2
College of Pharmacy	7
Graduate School	2
Office of the President	2
Office of the Provost and Chief Academic Officer	4
School of Business	2
School of Communications	2
School of Divinity	0
School of Education	6
School of Law	1
School of Social Work	1
<b>Grand Total</b>	<b>98</b>

TOP 10 HBCU COMPARISON FOR THE PERIOD OF JULY 1, 2019 TO AUGUST 31, 2019			
NIH			
Rank	Institution Awarded	Amount Awarded	Awards
1	Morgan State University	\$ 13,193,361	14
2	Meharry Medical College	\$ 11,346,836	17
3	Florida A&M University	\$ 8,239,015	21
4	Xavier University of Louisiana	\$ 4,640,979	5
5	Clark Atlanta University	\$ 3,040,080	16
6	Howard University	\$ 2,097,752	6
7	Morehouse College	\$ 1,789,870	5
8	North Carolina A&T State University	\$ 1,008,671	3
9	Alabama State University	\$ 594,149	1
10	Hampton University	\$ 196,387	2

TOP 10 HBCU COMPARISON FOR THE PERIOD OF JULY 1, 2019 TO AUGUST 31, 2019			
NSF			
Rank	Institution Awarded	Amount Awarded	Awards
1	Prairie View A&M University	\$ 3,920,878	4
2	Virginia State University	\$ 2,587,963	2
3	Tennessee State University	\$ 2,301,770	5
4	Jackson State University	\$ 2,287,546	4
5	Howard University	\$ 2,077,920	7
6	Morgan State University	\$ 1,541,217	3
7	North Carolina A&T State University	\$ 1,451,124	5
8	Norfolk State University	\$ 1,449,137	2
9	Delaware State University	\$ 1,444,104	2
10	Clark University	\$ 1,434,512	5

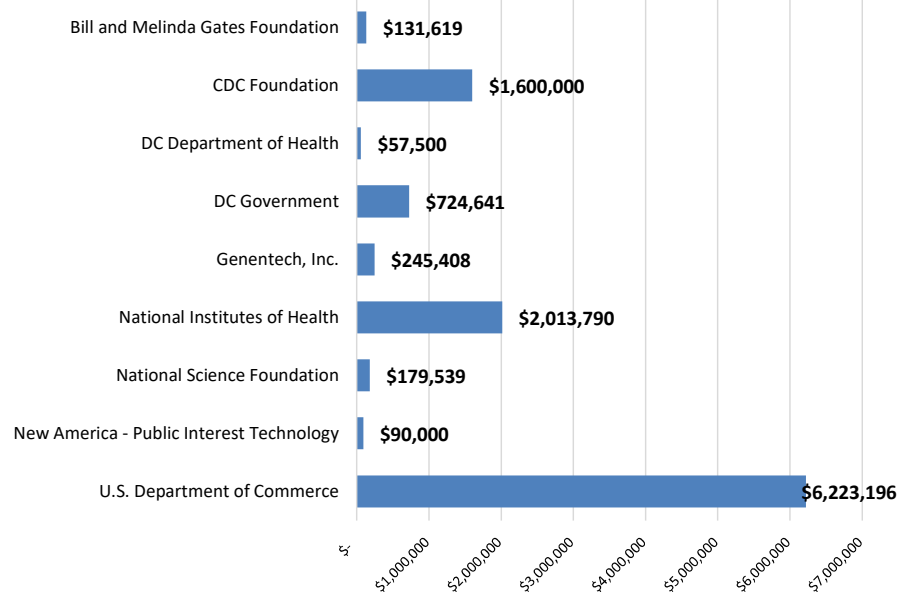
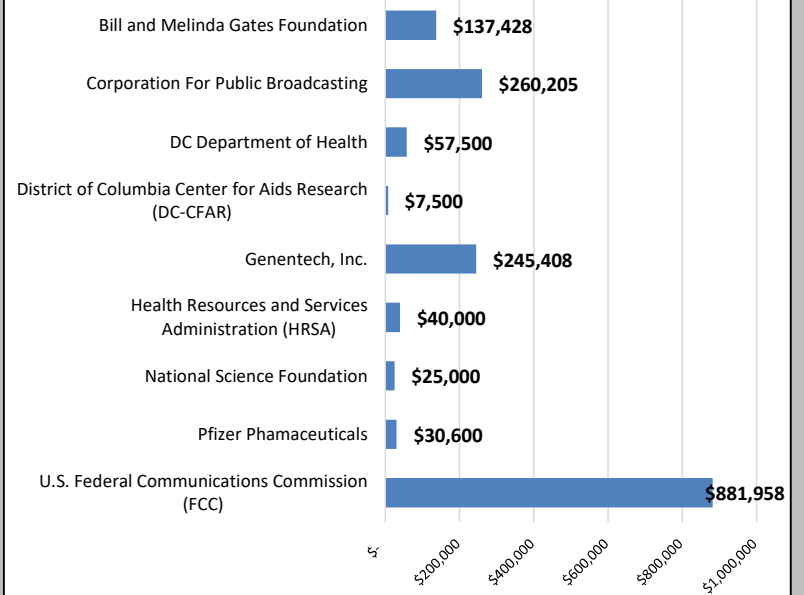
TOP 10 HBCU COMPARISON FOR THE PERIOD OF JULY 1, 2019 TO AUGUST 31, 2019			
NIH and NSF			
Rank	Institution Awarded	Amount Awarded	Awards
1	Morgan State University	\$ 14,734,578	17
2	Meharry Medical College	\$ 11,346,836	17
3	Florida A&M University	\$ 9,611,077	25
4	Xavier University of Louisiana	\$ 4,640,979	5
5	Howard University	\$ 4,175,672	13
6	Prairie View A&M University	\$ 3,920,878	4
7	Clark Atlanta University	\$ 3,040,080	16
8	Virginia State University	\$ 2,587,963	2
9	Jackson State University	\$ 2,476,269	6
10	North Carolina A&T State University	\$ 2,459,795	8

TOP 10 HBCU COMPARISON FOR THE PERIOD OF JULY 1, 2020 TO AUGUST 31, 2020			
NIH			
Rank	Institution Awarded	Amount Awarded	Awards
1	Howard University	\$ 6,910,708	17
2	Florida A&M University	\$ 2,584,007	12
3	Meharry Medical College	\$ 2,341,540	5
4	Morehouse School of Medicine	\$ 2,270,439	7
5	North Carolina A&T State University	\$ 1,373,049	4
6	Morgan State University	\$ 302,000	2
7	Xavier University of Louisiana	\$ 284,000	1
8	Delaware State University	\$ 86,350	1
9	Morehouse College	\$ 86,005	1
10	Hampton University	\$ 85,387	1

TOP 10 HBCU COMPARISON FOR THE PERIOD OF JULY 1, 2020 TO AUGUST 31, 2020			
NSF			
Rank	Institution Awarded	Amount Awarded	Awards
1	North Carolina A&T State University	\$ 4,197,813	8
2	Morgan State University	\$ 2,553,615	6
3	Howard University	\$ 2,320,042	6
4	Morehouse College	\$ 1,839,642	2
5	Tennessee State University	\$ 1,521,197	4
6	St. Philip's College	\$ 1,500,000	1
7	University of the Virgin Islands	\$ 1,309,378	2
8	Florida A&M University	\$ 1,206,857	1
9	Delaware State University	\$ 1,031,340	3
10	Le Moyne-Owen College	\$ 999,555	1

TOP 10 HBCU COMPARISON FOR THE PERIOD OF JULY 1, 2020 TO AUGUST 31, 2020			
NIH and NSF			
Rank	Institution Awarded	Amount Awarded	Awards
1	Howard University	\$ 9,230,750	23
2	North Carolina A&T State University	\$ 5,570,862	12
3	Florida A&M University	\$ 3,790,864	13
4	Morgan State University	\$ 2,855,615	8
5	Meharry Medical College	\$ 2,341,540	5
6	Morehouse School of Medicine	\$ 2,270,439	7
7	Morehouse College	\$ 1,925,647	3
8	Tennessee State University	\$ 1,521,197	4
9	St. Philip's College	\$ 1,500,000	1
10	University of the Virgin Islands	\$ 1,309,378	2

\* indicates amounts in thousands of dollars

**Funding Sources of Proposed COVID-19 Projects**

**Funding Sources of Funded COVID-19 Projects**


PI	Project Title	Funding Source	COVID-19 Funding Type	Amount Requested
<b>Proposals</b>				<b>\$ 11,265,693</b>
Adams, Terri M.	NCAS-M Ceiling Funding Increase to NOAA Educational Partnership Program with Minority Serving Institutions Cooperative Science Center	U.S. Department of Commerce		\$ 6,223,196
Byerly, Carolyn M.	CDC Foundation COVID-19 Stigma Project	CDC Foundation		\$ 1,600,000
Delgado Vela, Jeseth	Wastewater as A Comprehensive Tool to Mitigate the Spread of COVID-19	National Institutes of Health		\$ 159,506
Hall Brown, Tyish S.	COVID-19 Building Resiliency and Recovery Grant	DC Department of Health		\$ 57,500
Hazzazi, Noha M.	Exposing and Confronting Misinformation on COVID-19 and its Impact on Minority Communities	New America - Public Interest Technology		\$ 90,000
Kumari, Namita	Immunomodulation by Iron Chelation and Hemolysis to Prevent COVID-19 Disease Severity	National Institutes of Health		\$ 154,500
Mellman, Thomas A.	Response to Notice of Special Interest from the National Institute of Health to NOT-OD-20-121 - Limited Competition for Emergency Competitive Revisions for Community-	National Institutes of Health		\$ 1,351,184
Obisesan, Thomas O.	Hayes Senior Wellness Center	DC Government		\$ 704,641
Okunji, Priscilla O.	Utilizing Innovative Education to Improve Reproductive Health & Related COVID-19 Risk Factors Among Africans Residing in DC Area	DC Government		\$ 20,000
Scott, Elsie L.	COVID-19 Impact in the HBCU Community	Bill and Melinda Gates Foundation		\$ 131,619

**UNIVERSITY RESEARCH DASHBOARD**

 FISCAL YEAR 2021  
 (July 1, 2020 - August 31, 2020)

PI	Project Title	Funding Source	COVID-19 Funding Type	Amount Requested
<b>Proposals</b>				<b>\$ 11,265,693</b>
Tang, Qiyi	A Cytomegalovirus-vectored Vaccine Targeting Multiple Proteins Against COVID-19	National Institutes of Health		\$ 225,000
Teng, Shaolei	Systemic Effects of Mutations on Coronavirus Protein Structures and Functions	National Science Foundation		\$ 137,540
Wei, Tao	Biophysical and Colloidal Mechanisms of COVID-19 Transmission via Aerosols	National Institutes of Health		\$ 123,600
Wei, Tao	Collaborative Research: Aerosol Deposition in the Lung and its Contribution to the Transmission of SARS-CoV-2	National Science Foundation		\$ 41,999
Wilcox, Ronald D.	A Randomized, Double-Blind, Placebo Controlled, Multicenter Study to Evaluate the Efficacy and Safety of Tocilizumab in Hospitalized Patients with COVID-19 Pneumonia	Genentech, Inc.		\$ 245,408
<b>Awards</b>				<b>\$ 1,685,599</b>
Daftary, Monika N.	Ryan White HIV/AIDS Program AETC COVID-19 Response	Health Resources and Services Administration (HRSA)		\$ 40,000
Dawson, Kevin	FCC COVID-19 Telehealth Program	U.S. Federal Communications Commission (FCC)		\$ 881,958
Delgado Vela, Jeseth	RCN: Wastewater Surveillance of SARS-CoV-2	National Science Foundation		\$ 25,000
Haj, Luma	FY 2020 Stabilization Funds	Corporation For Public Broadcasting		\$ 260,205
Hall Brown, Tyish S.	Promoting Resiliency and Recovery 2: An Mergency Grant to Address Mental Health and Substance Use Disorders During Covid-19	DC Department of Health		\$ 57,500
Retta, Tamrat M.	A Randomized, Double-blind, Placebo-Controlled Trial to Evaluate the Efficacy of Ramipril to Prevent ICU Admission, Mechanical Ventilation or Death in Persons with	Pfizer Phamaceuticals		\$ 30,600
Rungkitwattanakul, Dhakrit	Characteristics and Outcomes of HIV-infected Patients with COVID-19	District of Columbia Center for Aids Research (DC-CFAR)		\$ 7,500
Scott, Elsie L.	COVID-19 Impact in the HBCU Community	Bill and Melinda Gates Foundation		\$ 137,428
Wilcox, Ronald D.	A Randomized, Double-Blind, Placebo Controlled, Multicenter Study to Evaluate the Efficacy and Safety of Tocilizumab in Hospitalized Patients with COVID-19 Pneumonia	Genentech, Inc.		\$ 245,408

**UNIVERSITY RESEARCH DASHBOARD**

 FISCAL YEAR 2021  
 (July 1, 2020 - August 31, 2020)

Research Development Events and Functions									
Function	Function Type	Organization	Location	Start Date	End Date	Faculty/ Staff	Student Attendees	Non-University Participants	Total Participants
ORD Faculty Consultation- Pre & Post Award	Proposal Development and Grantsmanship	OOR		7/1/2020	7/31/2020	110	12	0	122
Pre and Post Award Grant Support	Proposal Development and Grantsmanship	OOR	Washington, DC	8/1/2020	8/31/2020	122	0	12	134
<b>TOTAL</b>						<b>232</b>	<b>12</b>	<b>12</b>	<b>256</b>